



Certificato del sistema di gestione per la qualità ISO 9001:2015 - n° 17390
Quality Management System Certification ISO 9001:2015 – n° 17390





PASSIONE, ESPERIENZA, ARTIGIANALITÀ

"Parole distintive che ci accompagnano sin dall'inizio di questa avventura: Castello Sofà é una Azienda 100% italiana che nasce nel 2014, frutto di un'approfondita conoscenza produttiva abbinata all'entusiasmo di un Management giovane e competente."

La nostra produzione di divani e poltrone si basa su elevati standard qualitativi, combinati all'utilizzo delle tecnologie più avanzate; l'eccellenza delle materie prime, la ricerca del design più innovativo, l'utilizzo dei pellami più pregiati e dei tessuti più raffinati, sono questi gli elementi della nostra storia di successo.

PASSION, EXPERIENCE, CRAFTSMANSHIP

"Distinctive words that represents us since the beginning of our journey: Castello Sofà is a "100% Italian" company born in 2014 from the deep understanding of the product and the enthusiasm of the mix between young and expert management."

Our production of sofas and armchairs combines high qualitative standards and the use of the most advance technologies.

Top quality row materials, the usage of the finest leathers and the best fabrics are the elements that lead us to a successful story.



STORIAN





LA NOSTRA MISSIONE

I mobili imbottiti firmati Castello Sofà nascono per soddisfare le molteplici esigenze del consumatore finale, e durante il ciclo produttivo, seguono la strada tracciata dalla nostra Mission: coniugare la qualità del lavoro artigianale alle applicazioni tecnologiche di ultima generazione.

I nostri interlocutori commerciali, forniscono a noi gli input che vengono poi confrontati con gli elementi distintivi del nostro Concept: Eleganza, Confort, Versatilità. La collaborazione con alcuni dei più importanti e riconosciuti Designer a livello mondiale, concretizza il nostro stile, reinventando l'arte del comodo Made in Italy.

OUR MISSION

All the products created by Castello Sofà are made with one main objective: to satisfy the customers in all their needs. The production cycle is aimed to merge hand-made crafts and the application of latest generation technology – this is what our mission is about.

We enjoy receiving inputs form clients and adapt them to our concept of Comfort, Elegance and Versatility. Castello Sofà can boast special collaborations with some of the most important and well considered worldwide Designers. In this way we create style and trends, improving the art of the "comfortable" Made in Italy.




IL PRODOTTO



Il sistema "Labour Intensive", che coniuga la qualità del lavoro artigianale alle applicazioni tecnologiche di ultima generazione, è alla base della produzione di mobili imbottiti firmati Castello Sofà. Elemento cardine di una storia di successi, il nostro prodotto nasce per soddisfare le esigenze del consumatore finale, non trascurando il valore aggiunto fornito dagli interlocutori commerciali.

The "Labor Intensive", which combines the quality of craftsmanship to the latest technological applications, is the most important aspect for the production of furniture made by Castello Sofà. Our product comes from a very important element which is the cornerstone of our successful story during time. It meets the requirements of final customer, not overlooking the added value provided by commercial interlocutors.





CASTELLO[®]
SOFA
Made in Italy

Il tratto si fa forma, l'idea si concretizza in prototipi innovativi e confortevoli. Così nasce lo stile Castello Sofà, l'intuizione scaturita dall'osservazione delle forme, che permette a Castello Sofà di essere sempre in linea con le evoluzioni del gusto. L'esclusivo design arreda con stile le case di tutto il mondo, reinventando l'arte del comodo Made in Italy.

The line becomes a form, the idea takes shape in comfortable and innovative prototypes. In this way Castello Sofà's style becomes reality. The intuition that arises from observing forms allows Castello Sofà to be always in line with the changes evolving in time. The unique design furnishes homes throughout the world, reinventing the comfortable art of "Made in Italy".



IL NOSTRO DESIGN

CASTELLO®
SOFA
Made in Italy

Adelaide _____



Pag. 18

Alba _____



Pag. 196

Assisi _____



Pag. 58

Astro _____



Pag. 226

Balboa _____



Pag. 230

Barcellona _____



Pag. 208

Barni _____



Pag. 204

Barrio _____



Pag. 108

Belluno _____



Pag. 200

Belmonte _____



Pag. 86

Bergamo _____



Pag. 102

Bernard _____



Pag. 234

Boston _____



Pag. 138

Brenta _____



Pag. 258

Brolo _____



Pag. 122

Buonarroti _____



Pag. 50

Cagliari _____



Pag. 166

Capri _____



Pag. 106

Carpi _____



Pag. 118

Cavour _____



Pag. 54

Chiara _____



Pag. 130

Felix _____



Pag. 176

Ferrara _____



Pag. 126

Ginestra _____



Pag. 98

Giorgia _____



Pag. 154

Imola _____



Pag. 112

Kenzo _____



Pag. 188

Laura _____



Pag. 94

Lecce _____



Pag. 170

Leon _____



Pag. 62

Lisbona _____



Pag. 162

Lucana _____



Pag. 26

Lucca _____



Pag. 44

Madison _____



Pag. 70

Madrid _____



Pag. 192

Malaga _____



Pag. 148

Marconi _____



Pag. 30

Maserati _____



Pag. 242

Matera _____



Pag. 216

Moncalieri _____



Pag. 134

Nelson _____



Pag. 210

Opera _____



Pag. 22

Orfeo _____



Pag. 142

Perseo _____



Pag. 40

Perugia _____



Pag. 180

Prato _____



Pag. 76

Procida _____



Pag. 222

Ravenna _____



Pag. 80

Santiago _____



Pag. 214

Siena _____



Pag. 184

Siracusa _____



Pag. 90

Smile _____



Pag. 250

Soave _____



Pag. 246

Sondrio _____



Pag. 254

Tebe _____



Pag. 158

Teramo _____



Pag. 218

Torino _____



Pag. 14

Trieste _____



Pag. 36

Urban _____



Pag. 238

Urbino _____



Pag. 66

Cuscini _____



Pag. 262

MATERASSI _____



Pag. 264

CASTELLO[®]
SOFA
Made in Italy



TORINO

cod. 698

RIVESTIMENTI / COVERING



PELLE
LEATHER



TESSUTO
FABRIC

CARATTERISTICHE STANDARD / STANDARD FEATURES



CUSCINI
A DOPPIA DENSITÀ
DUAL DENSITY
CUSHIONS



POGGIATESTA RECLINABILI
SU TUTTE LE SEDUTE
RECLINING HEADREST
ON ALL SEATS

CARATTERISTICHE OPZIONALI / OPTIONAL FEATURES



CUCITURA PUNTO SELLA
PUNTO SELLA STITCHING



302+602
3 posti 1 braccio + angolo terminale (cm. 297x232), in pelle.
3 seater 1 arm + terminal corner (cm. 297 x 232), in leather.

TORINO

CASTELLO[®]
SOFA
Made in Italy



352+602
3 posti max 1 braccio + angolo terminale (cm. 317 x 232), in pelle.
3 seater maxi 1 arm + terminal corner (cm. 317 x 232), in leather.

TORINO

cod. 698

Struttura: Telaio in legno con cinghiatura di sostegno ad elasticità differenziata, rivestito in poliuretano espanso indeformabile.

Imbottiture: Poliuretano indeformabile a doppia densità e ovattato faldato.

Rivestimento: In pelle o in tessuto, non sfoderabile.

Piede: In metallo altezza 15 cm con finiture in vernice a polvere epossidica, nei colori bianco perla, grigio ombra o marrone scuro.

Caratteristiche: poggiatesta con movimento su tutte le sedute con spalliera.

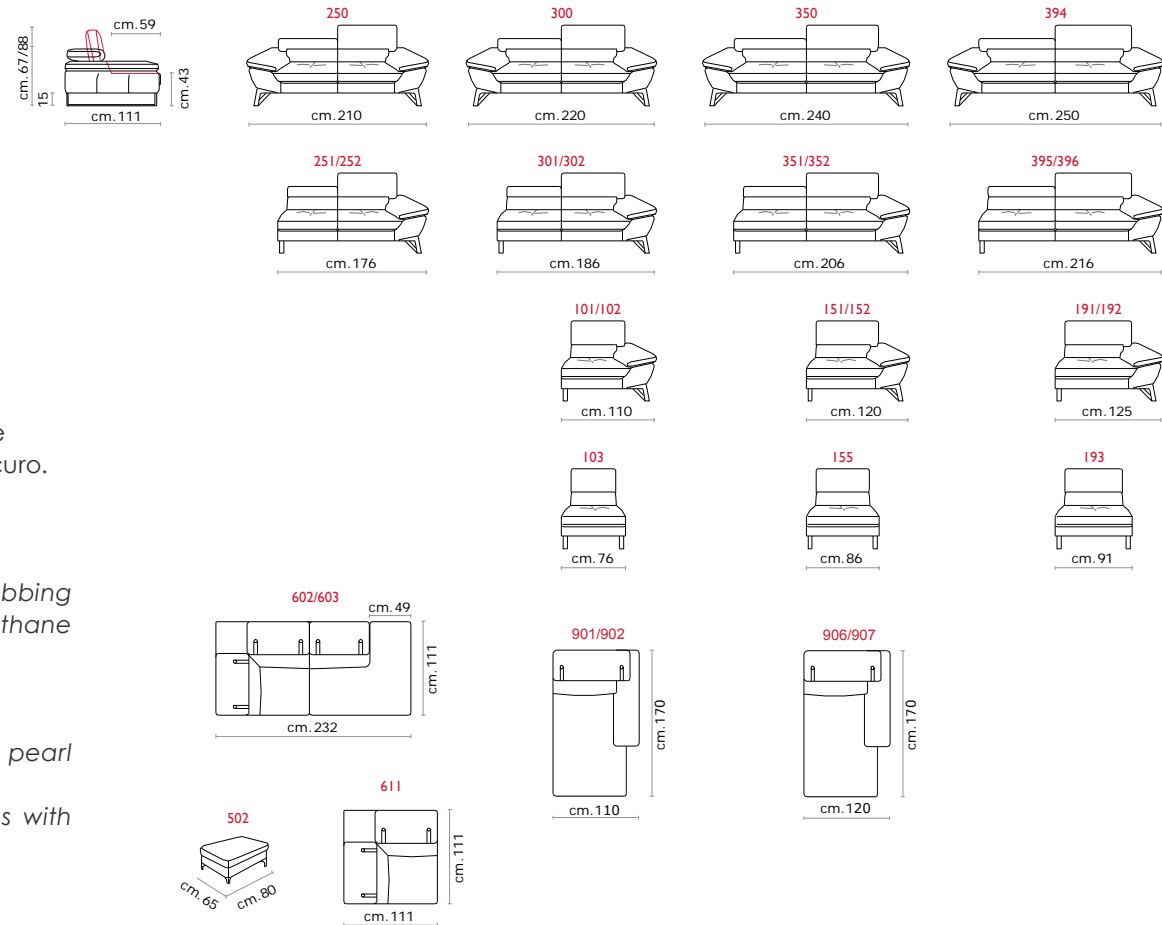
Structure: Wooden frame fitted with an elasticised webbing suspension, covered with stress resistant undeformable polyurethane foam.

Paddings: Double density polyurethane foam and padding.

Covering: In leather or fabric, not removable.

Feet: In metal 15 cm high. and epoxy powder finish, colour pearl white, shadow grey or dark brown.

Features: Headrest with adjustable movement on all versions with back.



Colore vernice piede/Colour paint feet



Bianco Perla
Pearl white



Grigio Ombra
Shadow grey



Marrone Scuro
Dark brown

CASTELLO[®]
SOFA
Made in Italy



ADELAIDE

cod. 704

RIVESTIMENTI / COVERING



PELLE
LEATHER



TESSUTO
FABRIC



COMBINATO
COMBINATED

CARATTERISTICHE STANDARD / STANDARD FEATURES



CUSCINI
A DOPPIA DENSITÀ
DUAL DENSITY
CUSHIONS



352+906
3 posti maxi 1 braccio + chaise longue maxi (cm. 313 x 166), combinato tessuto e pelle.
3 seater maxi 1 arm + chaise longue maxi (cm. 313 x 166), combinated leather and fabric.

ADELAIDE

CASTELLO[®]
SOFA
Made in Italy



352+906

3 posti maxi 1 braccio + chaise longue maxi (cm. 313 x 166), combinato tessuto e pelle.

3 seater maxi 1 arm + chaise longue maxi (cm. 313 x 166), combined leather and fabric.

ADELAIDE

cod. 704

Struttura: Telaio in legno con cinghiatura di sostegno ad elasticità differenziata, rivestito in poliuretano espanso indeformabile.

Imbottiture: Poliuretano indeformabile a doppia densità e ovattato faldato.

Rivestimento: In pelle, o in tessuto, pelle e tessuto combinato non sfoderabile.

Piede: in metallo altezza 13,5 cm in finitura lucida.

Optional: base in metallo altezza 13,5 cm in finitura lucida o colore Titanium Dark o Anodic Gold.

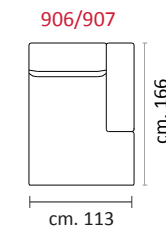
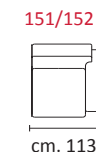
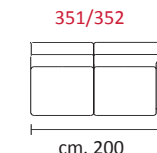
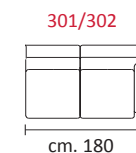
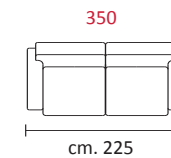
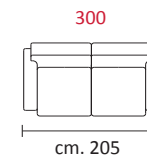
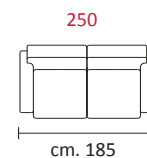
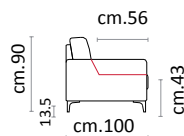
Structure: Wooden frame fitted with an elasticised webbing suspension, covered with stress resistant undeformable polyurethane foam.

Paddings: Double density polyurethane foam and padding.

Covering: In leather or fabric, combined leather and fabric not removable.

Feet: In metal 13,5 cm high, with polish chrome finishings.

Optional: metal base 13,5 cm high polish chrome finishing, or Titanium Dark or Anodic Gold colours.



Colore vernice piede/Colour paint feet



Anodic Gold



Titanium Dark

CASTELLO[®]
SOFA
Made in Italy

OPERA

cod. 713



RIVESTIMENTI / COVERING



PELLE
LEATHER



TESSUTO
FABRIC

CARATTERISTICHE STANDARD / STANDARD FEATURES



CUSCINI
A DOPPIA DENSITÀ
DUAL DENSITY
CUSHIONS



POGGIATESTA RECLINABILI
SU TUTTE LE SEDUTE
RECLINING HEADREST
ON ALL SEATS



352+629

3 posti max 1 braccio + angolo terminale medium (cm 321 x 247) in pelle.
3 seaters max 1 arm + terminal corner medium (cm 321 x 247) in leather.

OPERA

CASTELLO[®]
SOFA
Made in Italy



300+932
3 posti + dormouse destra (cm 209 + cm 203) in pelle.
3 seaters + dormouse rhf (cm 209 + cm 203) in leather.

OPERA

cod. 713

Struttura: Telaio in legno con cinghiatura di sostegno ad elasticità differenziata, rivestito in poliuretano espanso indeformabile.

Imbottiture: Poliuretano indeformabile a doppia densità e ovatta-faldato.

Rivestimento: in pelle o in tessuto, non sfoderabile.

Piede: In metallo altezza 17 cm colore Titanium bronzato lucido.

Caratteristiche: Poggiatesta con movimento su tutte le sedute con spalliera.

Optional: Piede in Acciaio lucido o colore Bianco perla.

Structure: Wooden frame fitted with an elasticised webbing suspension, covered with stress resistant undeformable polyurethane foam.

Paddings: Double density polyurethane foam and padding.

Covering: In leather or fabric, not removable.

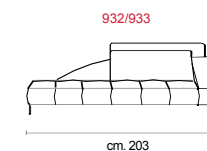
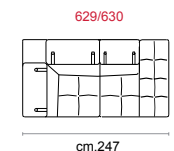
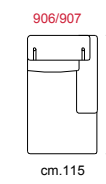
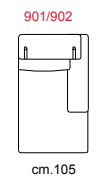
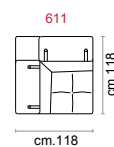
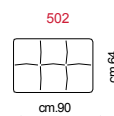
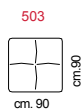
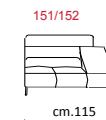
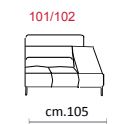
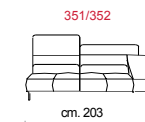
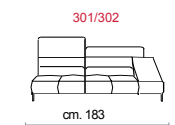
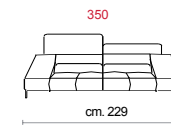
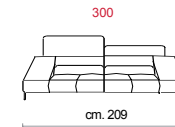
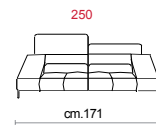
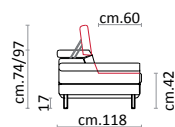
Feet: In metal 17 cm high polished bronzed Titanium.

Features: Headrest with adjustable movement on all versions with back.

Optional: Feet in metal or colour Pearl White.



932
dormouse destra (cm 203) in pelle.
dormouse rhf (cm 203) in leather.



Colore vernice base / Colours paint base



1013
Bianco perla
Pearl white



Acciaio
Metal

CASTELLO[®]
SOFA
Made in Italy

LUCANA

cod. 424



RIVESTIMENTI / COVERING



PELLE
LEATHER



TESSUTO
FABRIC

CARATTERISTICHE STANDARD / STANDARD FEATURES



POGGIATESTA RECLINABILI
SU TUTTE LE SEDUTE
RECLINING HEADREST
ON ALL SEATS

CARATTERISTICHE OPZIONALI / OPTIONAL FEATURES



RECLINER ELETTRICO
ELECTRIC RECLINER



482+602

3 posti 1 braccio recliner elettrico + angolo terminale (cm.287 x 229) in pelle
3 seater 1 arm electric recliner + terminal corner (cm 287 x 229) in leather

LUCANA

LUCANA

cod. 424

Struttura: Telaio in legno con cinghiatura di sostegno ad elasticità differenziata, rivestito in poliuretano espanso indeformabile.

Imbottiture: Poliuretano indeformabile a doppia densità e ovattato faldato.

Rivestimento: In pelle o in tessuto, non sfoderabile.

Piede: In metallo altezza 12 cm colore Titanium Dark.

Caratteristiche: Poggiatesta con movimento su tutte le sedute con spalliera.

Structure: Wooden frame fitted with an elasticised webbing suspension, covered with stress resistant undeformable polyurethane foam.

Paddings: Double density polyurethane foam and padding.

Covering: In leather or fabric, not removable.

Feet: In metal 12 cm high, Titanium Dark colour.

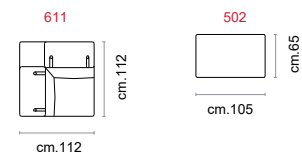
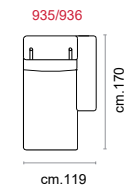
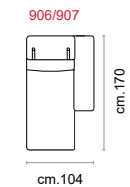
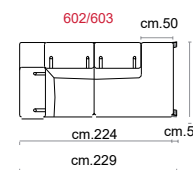
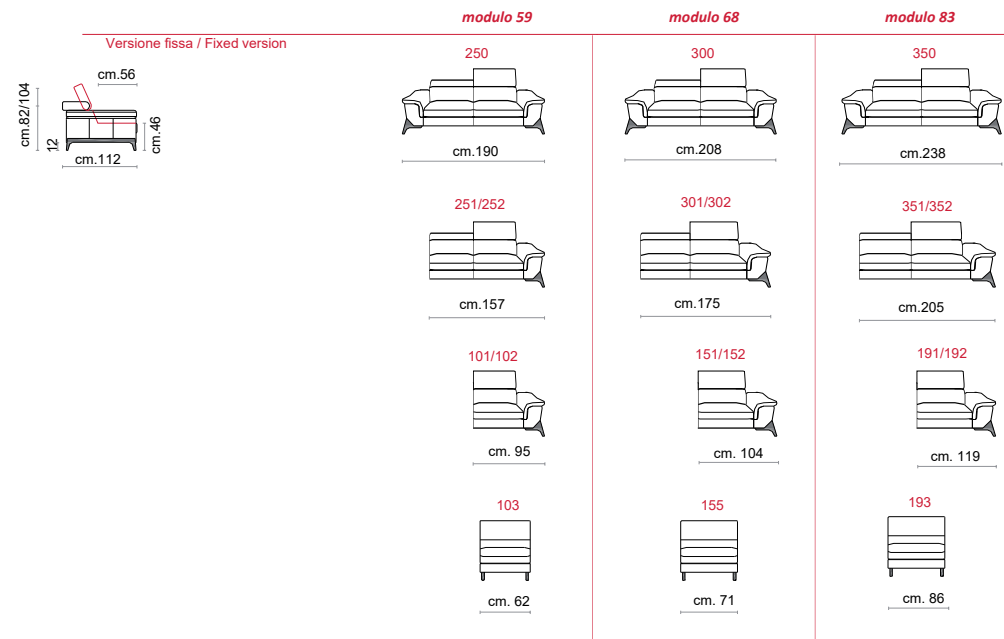
Features: Headrest with adjustable movement on all versions with back.



302+602

3 posti 1 braccio + angolo terminale (cm. 287 x 229), in pelle.

3 seater 1 arm + terminal corner (cm. 287 x 229), in leather.



LUCANA

cod. 424

Struttura: Telaio in legno con cinghiatura di sostegno ad elasticità differenziata, rivestito in poliuretano espanso indeformabile.

Imbottiture: Poliuretano indeformabile a doppia densità e ovattato faldato.

Rivestimento: In pelle o in tessuto, non sfoderabile.

Piede: In metallo altezza 12 cm colore Titanium Dark.

Caratteristiche: Poggiatesta con movimento su tutte le sedute con spalliera.

Structure: Wooden frame fitted with an elasticised webbing suspension, covered with stress resistant undeformable polyurethane foam.

Paddings: Double density polyurethane foam and padding.

Covering: In leather or fabric, not removable.

Feet: In metal 12 cm high, Titanium Dark colour.

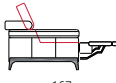












Features: Headrest with adjustable movement on all versions with back.



302+602

3posti 1 braccio + angolo terminale (cm 287 x 229) in pelle

3seater 1arm + terminal corner (cm 287 x 229) in leather

Versione recliner / Recliner version		modulo 59	modulo 68	modulo 83
 cm.167		469/470  cm.157	481/482  cm.175	526/527  cm.205
		467  cm.190	477  cm.208	522  cm.238
		135  cm. 95	159  cm.104	194  cm.119
		136  cm. 95	160  cm.104	195  cm.119

Colore vernice piede/Colour paint feet



Titanium Dark

CASTELLO[®]
SOFA
Made in Italy

MARCONI

cod. 661



RIVESTIMENTI / COVERING



PELLE
LEATHER



TESSUTO
FABRIC

CARATTERISTICHE STANDARD / STANDARD FEATURES



CUSCINI
A DOPPIA DENSITÀ
DUAL DENSITY
CUSHIONS



POGGIATESTA RECLINABILI
SU TUTTE LE SEDUTE
RECLINING HEADREST
ON ALL SEATS

CARATTERISTICHE OPZIONALI / OPTIONAL FEATURES



RECLINER ELETTRICO
ELECTRIC RECLINER



POGGIATESTA ELETTRICO
SULE SEDUTE CON RECLINER
RECLINING ELECTRIC
HEADREST ON SEATS RCLINER



160+151
Poltrona maxi 1 braccio con recliner elettrico + poltrona maxi 1 braccio
(cm. 206), in pelle.
*Armchair maxi 1 arm with electric recliner + armchair maxi 1 arm
(cm. 206) in leather.*



194+193+603
Poltrona maxi large 1 braccio con recliner elettrico + poltrona maxi large senza braccio
+ angolo terminale (cm. 310 x 228), in pelle.
*Armchair maxi large 1 arm with electric recliner + armchair maxi large armless
+ corner terminal (cm. 310 x 228) in leather.*

MARCONI

MARCONI

cod. 661

Struttura: Telaio in legno con cinghiatura di sostegno ad elasticità differenziata, rivestito in poliuretano espanso indeformabile.

Imbottiture: Poliuretano indeformabile a doppia densità e ovattato faldato.

Rivestimento: In pelle, o in tessuto non sfoderabile.

Piede: In metallo altezza 13 cm.

Optional: Piede in colore Titanium dark.

Caratteristiche: Poggiatesta Elettrico solo sulle versioni con recliner.

Structure: Wooden frame fitted with an elasticised webbing suspension, covered with stress resistant undeformable polyurethane foam.

Paddings: Double density polyurethane foam and padding.

Covering: In leather or fabric, not removable.

Feet: In metal 13 cm high.

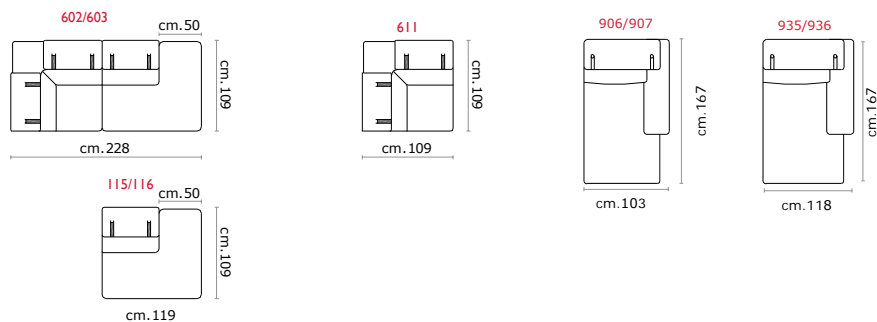
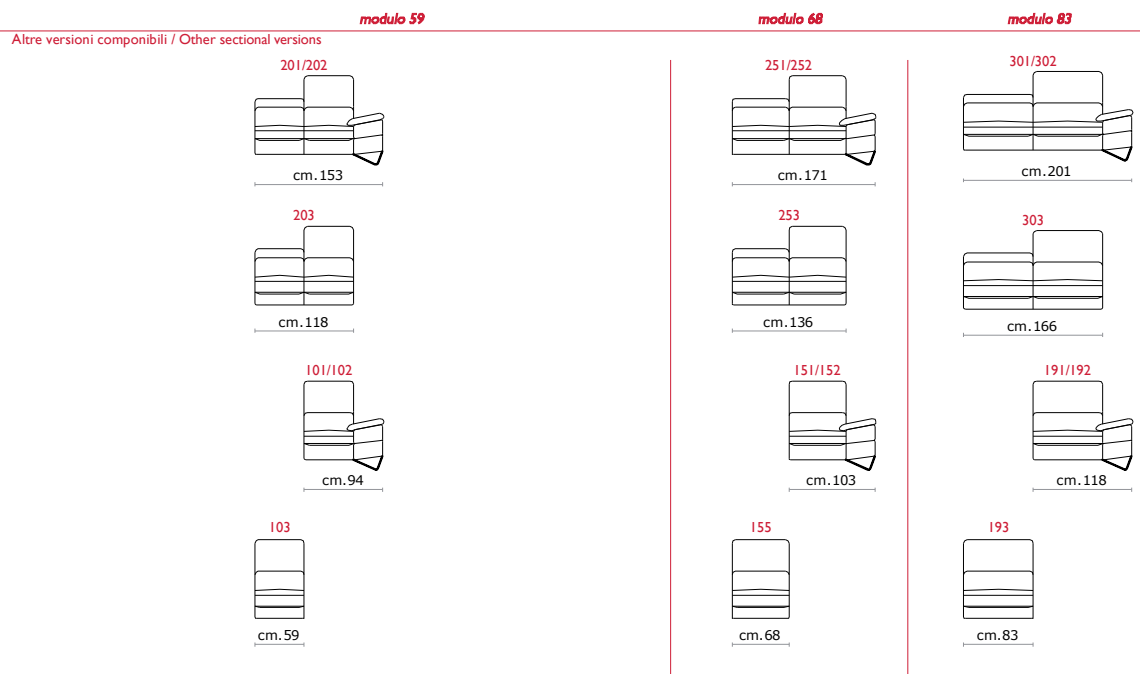
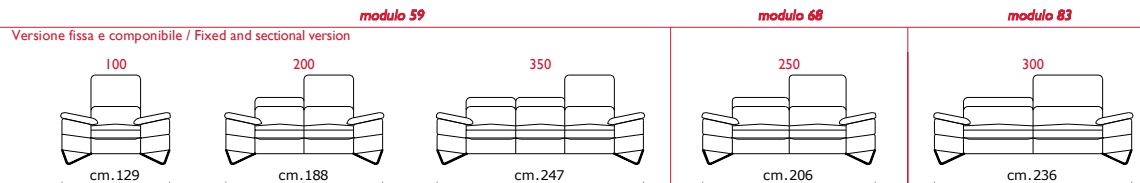
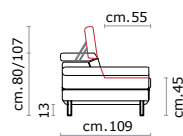
Optional: feet in Titanium dark colour.

Features: Electric headrest only on versions with recliner.

Colore vernice piede/Colour paint feet



Titanium Dark



MARCONI

cod. 661

Struttura: Telaio in legno con cinghiatura di sostegno ad elasticità differenziata, rivestito in poliuretano espanso indeformabile.

Imbottiture: Poliuretano indeformabile a doppia densità e ovattato faldato.

Rivestimento: In pelle, o in tessuto non sfoderabile.

Piede: In metallo altezza 13 cm.

Optional: Piede in colore Titanium dark.

Caratteristiche: Poggiatesta Elettrico solo sulle versioni con recliner.

Structure: Wooden frame fitted with an elasticised webbing suspension, covered with stress resistant undeformable polyurethane foam.

Paddings: Double density polyurethane foam and padding.

Covering: In leather or fabric, not removable.

Feet: In metal 13 cm high.

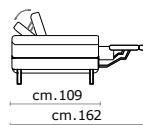
Optional: feet in Titanium dark colour.

Features: Electric headrest only on versions with recliner.

Colore vernice piede/Colour paint feet



Titanium Dark



Versione recliner / Recliner version			modulo 59		modulo 68		modulo 83	
106 cm.129	102+135 cm.188	202+135 cm.247	152+159 cm.206	192+194 cm.236	136+101 cm.188	136+201 cm.247	160+151 cm.206	195+191 cm.236
	136+135 cm.188	136+103+135 cm.247	160+159 cm.206	195+194 cm.236				
Versioni recliner modulare / Modular recliner version			modulo 59		modulo 68		modulo 83	
	103+135 cm.153	203+135 cm.212	155+159 cm.171	193+194 cm.201	136+103 cm.153	136+203 cm.212	160+155 cm.171	195+193 cm.201
	135 cm.94		159 cm.103	194 cm.118				
	136 cm.94		160 cm.103	195 cm.118				

CASTELLO[®]
SOFA
Made in Italy

Una serie di elementi progettati

e realizzati per conferire all'ambiente il massimo grado di eleganza e comfort.

La varietà delle soluzioni disponibili, consente di scegliere tra un vasto assortimento di modelli, materiali, colori e rivestimenti.

Il salotto diventa il baricentro di un mondo di affetti, un luogo di relazioni e di incontri in cui sentirsi a proprio agio.

Luogo della comodità, spazio del benessere, oggetto di un design a misura d'uomo.

A series of elements designed and manufactured to give the environment the maximum degree of elegance and comfort.

The variety of available solutions allows you to choose from a wide range of models, materials, colors and coatings. The

sofa becomes the center of gravity of a world of affections, a place for relationships and meetings in which to feel at ease.

Place of comfort, space of well-being, object of a design on a human scale.

fa eleganza

CASTELLO[®]
SOFA
Made in Italy

TRIESTE

cod. 653



RIVESTIMENTI / COVERING



PELLE
LEATHER



TESSUTO
FABRIC

CARATTERISTICHE STANDARD / STANDARD FEATURES



CUSCINI
A DOPPIA DENSITÀ
DUAL DENSITY
CUSHIONS



POGGIATESTA RECLINABILI
SU TUTTE LE SEDUTE
RECLINING HEADREST
ON ALL SEATS



CUCITURA PUNTO SELLA
PUNTO SELLA STITCHING



300 + 250
3 posti + 2 posti maxi (cm. 212 + 192), in pelle.
3 seater + 2 seater maxi (cm. 212 + 192), in leather.

TRIESTE

CASTELLO[®]
SOFA
Made in Italy



300
3 posti (cm. 212), in pelle.
3 seater (cm. 212), in leather.

TRIESTE

cod. 653

Struttura: Telaio in legno con cinghiatura di sostegno ad elasticità differenziata, rivestito in poliuretano espanso indeformabile.

Imbottiture: Poliuretano indeformabile a doppia densità e ovattato faldato.

Rivestimento: In pelle o in tessuto, non sfoderabile.

Piede: In metallo altezza 15 cm.

Caratteristiche: Poggiatesta con movimento su tutte le sedute con spalliera.

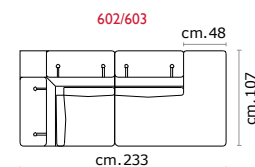
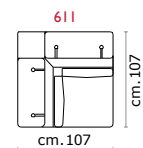
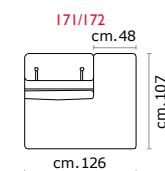
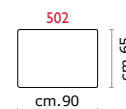

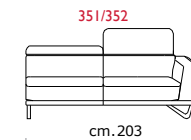
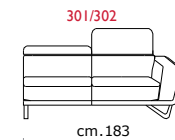
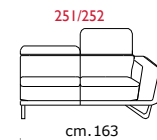
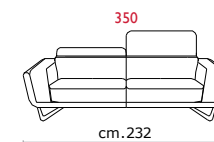
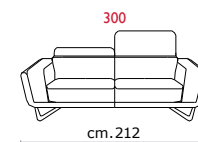
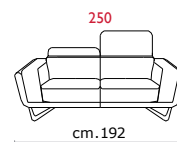
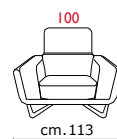
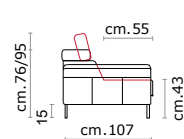
Structure: Wooden frame fitted with an elasticised webbing suspension, covered with stress resistant undeformable polyurethane foam.

Paddings: Double density polyurethane foam and padding.

Covering: In leather or fabric, not removable.

Feet: In metal 15 cm high.

Features: Headrest with adjustable movement on all versions with back.



CASTELLO[®]
SOFA
Made in Italy

PERSEO

cod. 662



RIVESTIMENTI / COVERING



PELLE
LEATHER



TESSUTO
FABRIC

CARATTERISTICHE STANDARD / STANDARD FEATURES



CUSCINI
A DOPPIA DENSITÀ
DUAL DENSITY
CUSHIONS



POGGIATESTA RECLINABILI
SU TUTTE LE SEDUTE
RECLINING HEADREST
ON ALL SEATS

CARATTERISTICHE OPZIONALI / OPTIONAL FEATURES



VERSIONE LETTO
BED VERSION



RECLINER ELETTRICO
ELECTRIC RECLINER



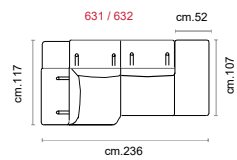
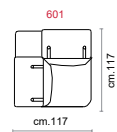
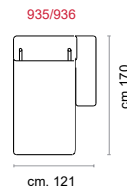
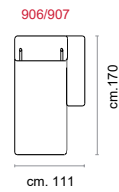
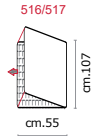
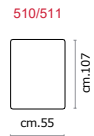
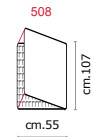
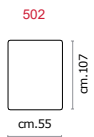
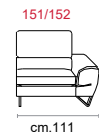
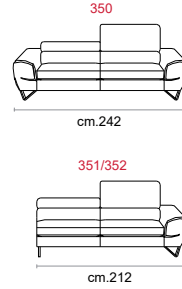
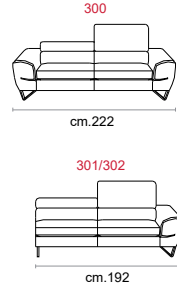
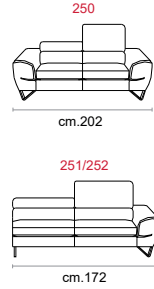
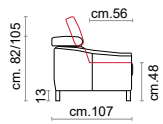
160+155+602

Poltrona maxi 1 braccio recliner elettrico + poltrona maxi senza braccio + angolo terminale (cm 299 x 236) , in tessuto.

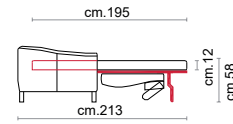
Armchair maxi 1 arm electric recliner + armchair maxi armless + terminal corner (cm 299 x 236), in fabric.

PERSEO

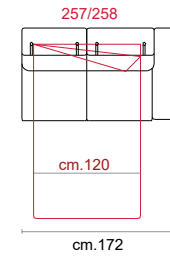
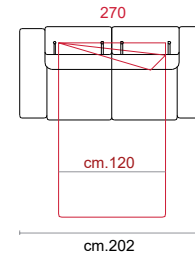
Versione fissa / Version fixes



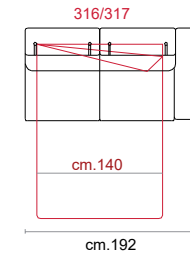
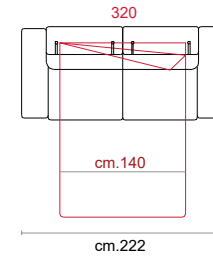
Versione letto / Bed version



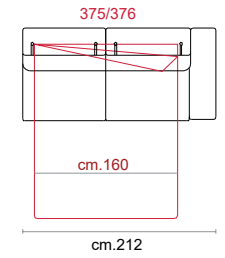
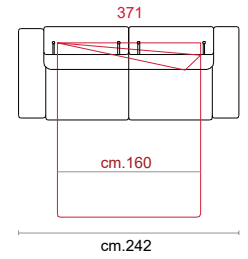
modulo 71



modulo 81



modulo 91



320
3 posti letto (cm. 222), in pelle.
3 seater bed (cm. 222), in leather.

PERSEO

cod. 662

Struttura: Telaio in legno con cinghiatura di sostegno ad elasticità differenziata, rivestito in poliuretano espanso indeformabile.

Imbottiture: Poliuretano indeformabile a doppia densità e ovattato faldato.

Rivestimento: In pelle, o in tessuto non sfoderabile.

Piede: In metallo altezza 13 cm.

Caratteristiche letto: Meccanismo con apertura sincronizzata mediante ribaltamento della spalliera. Piano letto ortopedico con rete elettrosaldata e cinghie elastiche sulla seduta. Materasso in poliuretano altezza 12 cm, misura utile per dormire 195 cm. Larghezza variabile a seconda della versione. Durante il ribaltamento, cuscini di seduta e schienale agganciati alla rete letto.

Structure: Wooden frame fitted with an elasticised webbing suspension, covered with stress resistant undeformable polyurethane foam.

Paddings: Double density polyurethane foam and padding.

Covering: In leather or fabric, not removable.

Feet: In metal 13 cm high.

Bed features: Mechanism featuring synchronized tipping back opening. Electro-welded mesh orthopaedic bed with elastic belts on the seat. Mattress in polyurethane 12cm. high. Sleeping dimensions 195 cm. Seat and back cushions attached to the bed mechanism during the opening which can change according to the version.

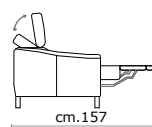


Perseo 662

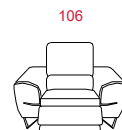


Perseo 62K

Versione recliner / Recliner version

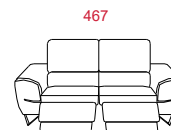


cm.157



106
cm.121

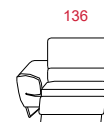
modulo 71



467
cm.202



135
cm.101

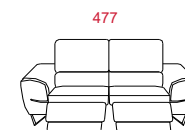


136
cm.101




138
cm.71

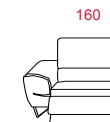
modulo 81



477
cm.222



159
cm.111

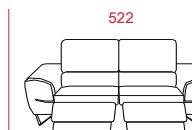


160
cm.111

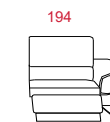


183
cm.81

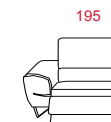
modulo 91



522
cm.242



194
cm.121



195
cm.121



196
cm.91

CASTELLO[®]
SOFA
Made in Italy

LUCCA

cod. 695

RIVESTIMENTI / COVERING



PELLE
LEATHER



TESSUTO
FABRIC

CARATTERISTICHE STANDARD / STANDARD FEATURES



CUSCINI
A DOPPIA DENSITÀ
DUAL DENSITY
CUSHIONS

CARATTERISTICHE OPZIONALI / OPTIONAL FEATURES



POGGIATESTA REMOVIBILI
REMOVABLE HEADREST



350
3 posti maxi (cm. 240), in pelle + poggiatesta estraibile optional.
3 seater maxi (cm. 240), in leather + optional removable headrest.

LUCCA

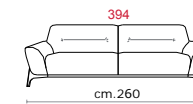
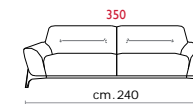
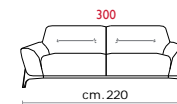
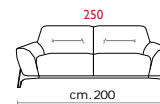
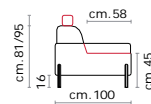
CASTELLO[®]
SOFA
Made in Italy



350
3 posti maxi (cm. 240), in tessuto + poggiatesta estraibile optional.
3 seater maxi (cm. 240), in fabric + optional removable headrest.

LUCCA

cod. 695



Struttura: Telaio in legno con cinghiatura di sostegno ad elasticità differenziata, rivestito in poliuretano espanso indeformabile.
Imbottiture: Poliuretano indeformabile a doppia densità e ovattato faldato.
Rivestimento: In pelle, o in tessuto non sfoderabile.
Piede: In legno altezza 16 cm colore Wengé.
Caratteristiche: Disponibile su tutte le sedute il poggiatesta sfilabile, il quale aumenta di 14 cm l'altezza del divano.

Structure: Wooden frame fitted with an elasticised webbing suspension, covered with stress resistant undeformable polyurethane foam.
Paddings: Double density polyurethane foam and padding.
Covering: In leather or fabric, not removable.
Feet: In solid wood 16 cm high in color Wengé.
Features: Available, on all versions, removable headrest, which makes the sofa higher 14 cm.



Colore vernice base/Paint feet



Nero
Black



Wengè


CASTELLO

SOFA
Made in Italy

È la capacità di rimanere ancorati al Made in Italy, laddove questo si concretizza in una coerente attenzione alla scelta dei materiali, alla lavorazione in loco di ogni singolo componente, ad un processo di controllo attento e rigoroso.
È, infine, il costante investimento in Ricerca e Sviluppo che permette a Castello Sofà di realizzare prodotti capaci di soddisfare le esigenze e i gusti di un pubblico dinamico ed internazionale.

*It is the ability to remain anchored to Made in Italy, where this takes the form of a coherent attention to the choice of materials, to the on-site processing of each individual component, to a careful and rigorous control process.
Lastly, the constant investment in Research and Development that allows Castello Sofà to create products capable of satisfying the needs and tastes of a dynamic and international audience.*

reazione

CASTELLO[®]
SOFA
Made in Italy

BUONARROTI

cod. 318



RIVESTIMENTI / COVERING



PELLE
LEATHER



TESSUTO
FABRIC

CARATTERISTICHE STANDARD / STANDARD FEATURES



CUSCINI
A DOPPIA DENSITÀ
DUAL DENSITY
CUSHIONS



POGGIATESTA RECLINABILI
SU TUTTE LE SEDUTE
RECLINING HEADREST
ON ALL SEATS

CARATTERISTICHE OPZIONALI / OPTIONAL FEATURES



CUCITURA PUNTO SELLA
PUNTO SELLA STITCHING



396+602

3 posti maxi large 1 braccio + angolo terminale (cm. 326 x 234), in pelle.

3 seater maxi large 1 arm + terminal corner (cm. 326 x 234), in leather.

BUONARROTI

CASTELLO[®]
SOFA
Made in Italy



396+602

3 posti maxi large 1 braccio + angolo terminale (cm. 326 x 234), in pelle.

3 seater maxi large 1 arm + terminal corner (cm. 326 x 234), in leather.

BUONARROTI

cod. 318

Struttura: Telaio in legno con cinghiatura di sostegno ad elasticità differenziata, rivestito in poliuretano espanso indeformabile.

Imbottiture: Poliuretano indeformabile a doppia densità e ovattato faldato.

Rivestimento: In pelle o in tessuto, non sfoderabile.

Piede: In metallo altezza 12 cm.

Caratteristiche: poggiatesta con movimento su tutte le sedute con spalliera.

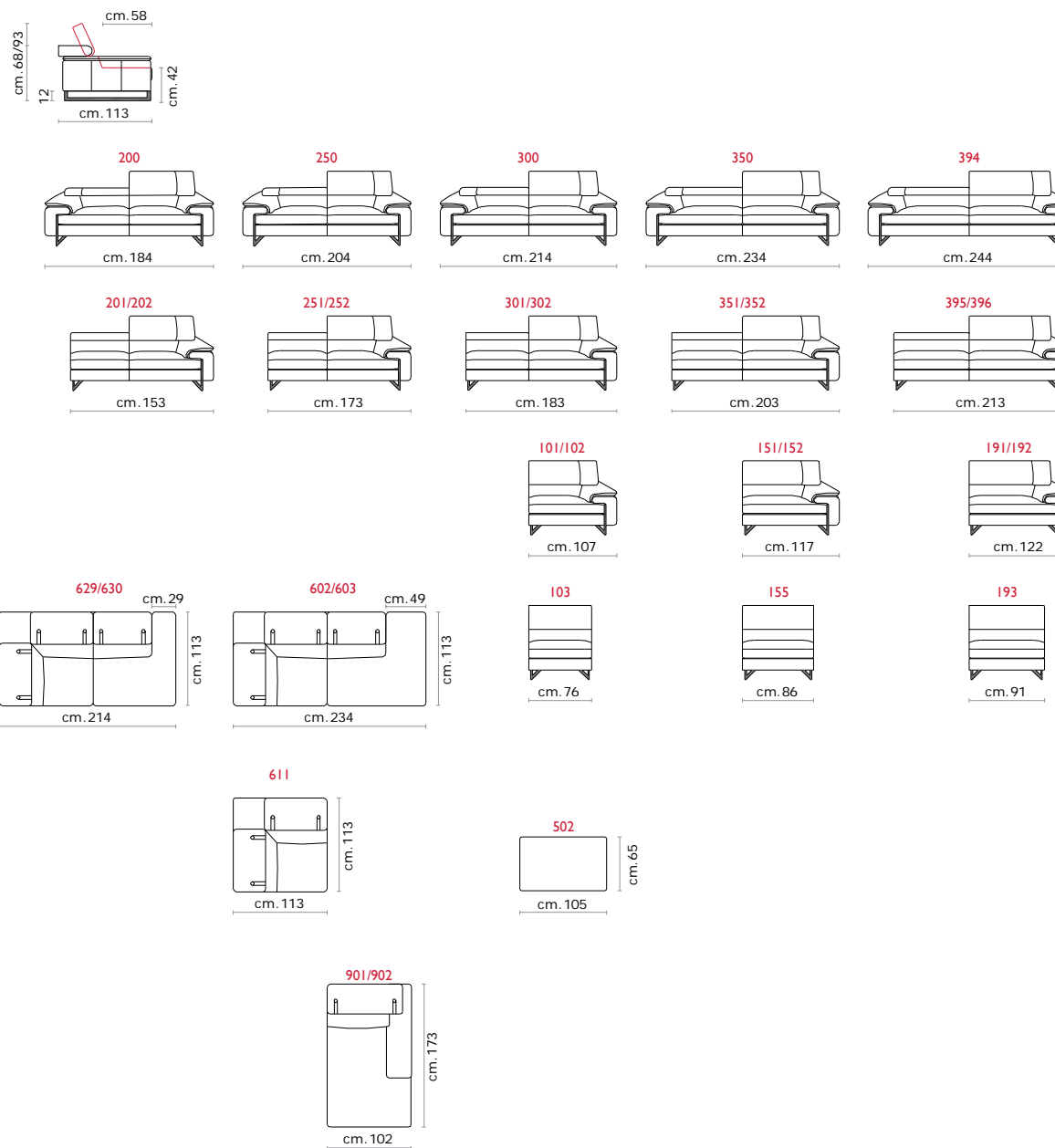
Structure: Wooden frame fitted with an elasticised webbing suspension, covered with stress resistant undeformable polyurethane foam.

Paddings: Double density polyurethane foam and padding.

Covering: In leather or fabric, not removable.

Feet: In metal 12 cm high.

Features: Headrest with adjustable movement on all versions with back.



CASTELLO[®]
SOFA
Made in Italy



CAVOUR

cod. 690

RIVESTIMENTI / COVERING



PELLE
LEATHER



TESSUTO
FABRIC

CARATTERISTICHE STANDARD / STANDARD FEATURES



CUSCINI
A DOPPIA DENSITÀ
DUAL DENSITY
CUSHIONS



POGGIATESTA RECLINABILI
SU TUTTE LE SEDUTE
RECLINING HEADREST
ON ALL SEATS

CARATTERISTICHE OPZIONALI / OPTIONAL FEATURES



RECLINER ELETTRICO
ELECTRIC RECLINER



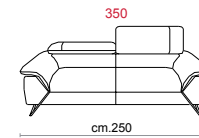
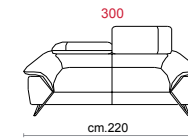
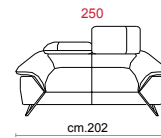
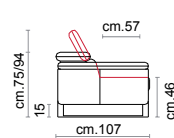
603+155+159

*angolo terminale + poltrona maxi senza braccio + poltrona maxi 1braccio con recliner (cm 287 x 230) in pelle.
terminal corner + armchair maxi armless + armchair maxi 1 arm with recliner (cm 287 x 230) in leather.*

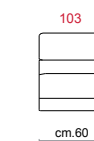
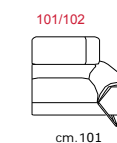
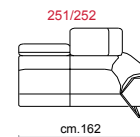
CAVOUR



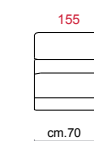
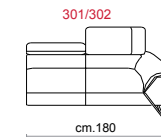
Versione fissa / Fixed version



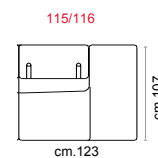
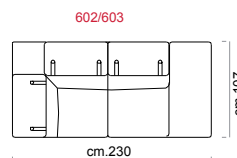
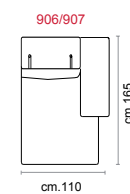
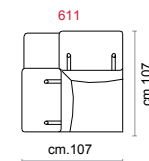
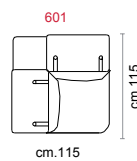
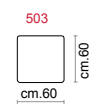
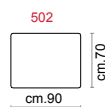

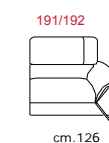
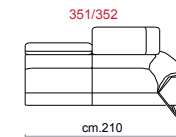
modulo 59



modulo 68



modulo 83



301+603
3 posti 1 braccio + angolo terminale (cm. 287 x 230), in pelle.
3 seater 1 arm + terminal corner (cm. 287 x 230), in leather.

CAVOUR

cod. 690

Struttura: Telaio in legno con cinghiatura di sostegno ad elasticità differenziata, rivestito in poliuretano espanso indeformabile.

Imbottiture: Poliuretano indeformabile a doppia densità e ovattato faldato.

Rivestimento: In pelle o in tessuto, non sfoderabile.

Piede: In metallo altezza 15 cm.

Caratteristiche: Poggiatesta con movimento su tutte le sedute con spalliera.

Optional: Piede in colore Titanium Dark

Structure: Wooden frame fitted with an elasticised webbing suspension, covered with stress resistant undeformable polyurethane foam.

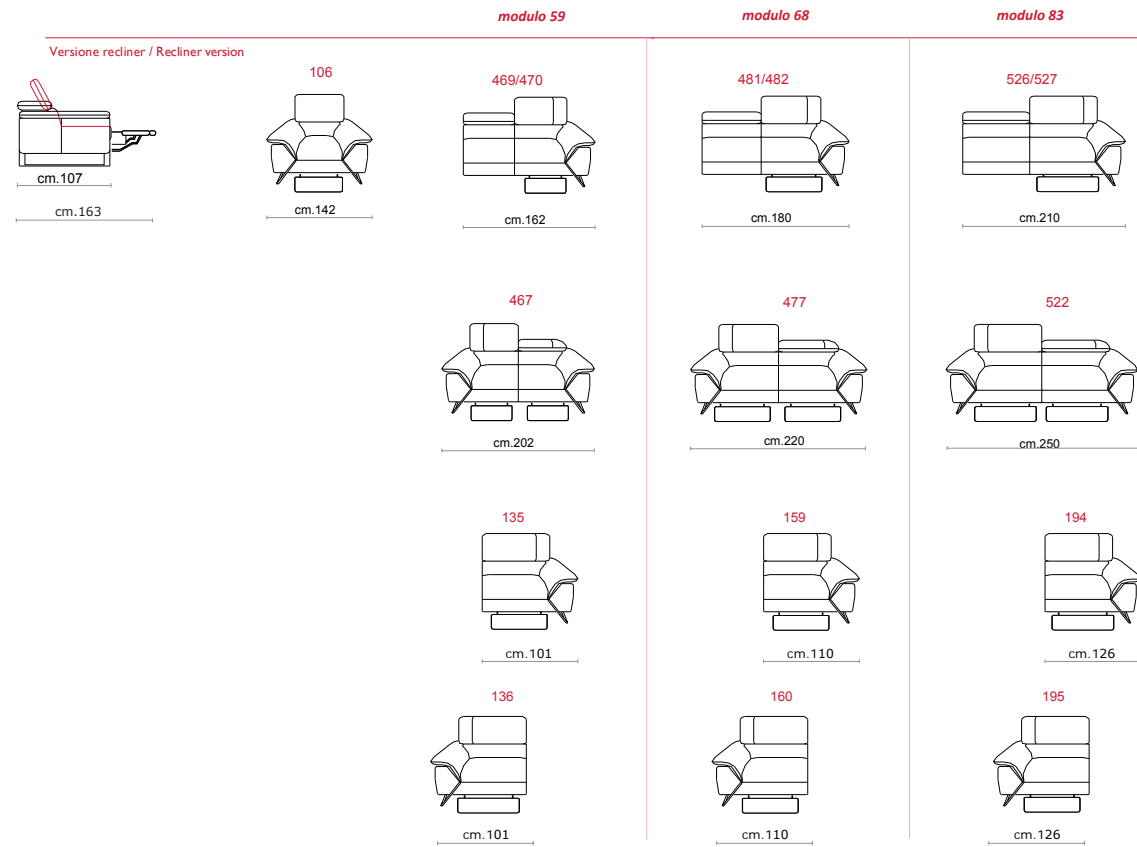
Paddings: Double density polyurethane foam and padding.

Covering: In leather or fabric, not removable.

Feet: In metal 15 cm high.

Features: Headrest with adjustable movement on all versions with back.

Optional: Feet in Titanium Dark colour



Colore vernice base/Colour paint base



Titanium Dark

CASTELLO[®]
SOFA
Made in Italy

ASSISI

cod. 262



RIVESTIMENTI / COVERING



PELLE
LEATHER



TESSUTO
FABRIC

CARATTERISTICHE STANDARD / STANDARD FEATURES



CUSCINI
A DOPPIA DENSITÀ
DUAL DENSITY
CUSHIONS



351+152
3 posti maxi 1 braccio + poltrona maxi 1 braccio (cm. 315), in pelle.
3 seater maxi 1 arm + armchair maxi 1 arm (cm. 315), in leather.

ASSISI

CASTELLO[®]
SOFA
Made in Italy



351+152
3 posti maxi 1 braccio + poltrona maxi 1 braccio (cm. 315), in pelle.
3 seater maxi 1 arm + armchair maxi 1 arm (cm. 315), in leather.

ASSISI

cod. 262

Struttura: Telaio in legno con cinghiatura di sostegno ad elasticità differenziata, rivestito in poliuretano espanso indeformabile.

Imbottiture: Poliuretano indeformabile a doppia densità e ovattato faldato.

Rivestimento: In pelle, o in tessuto non sfoderabile.

Piede: In metallo altezza 12 cm, colore Titanium Dark (Cod.262K).

Optional: Piede in acciaio 12 cm (Cod.262).

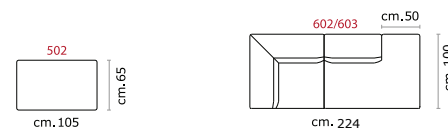
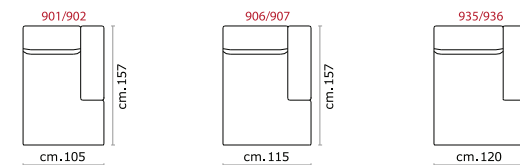
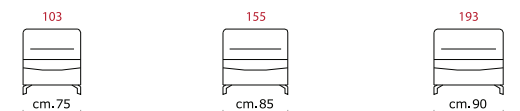
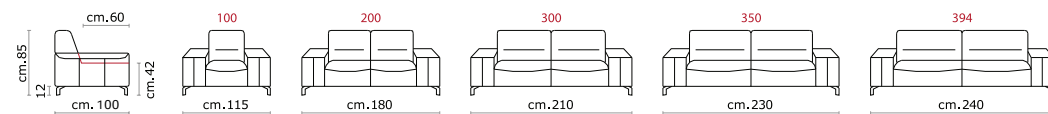
Structure: Wooden frame fitted with an elasticised webbing suspension, covered with stress resistant undeformable polyurethane foam.

Paddings: Double density polyurethane foam and padding.

Covering: In leather or fabric, not removable.

Feet: In metal 12 cm high in Titanium Dark color (Cod.262K)

Optional: feet in metal 12 cm high (Cod.262)



Colore vernice piede / Paint Feet



ASSISI 262K
Titanium Dark



ASSISI 262
Metal



CASTELLO[®]
SOFA
Made in Italy

LEON

cod. 464



RIVESTIMENTI / COVERING



PELLE
LEATHER



TESSUTO
FABRIC

CARATTERISTICHE STANDARD / STANDARD FEATURES



SOFA MODULABILE
MODULAR SOFA



POGGIATESTA RECLINABILI
SU TUTTE LE SEDUTE
RECLINING HEADREST
ON ALL SEATS



PIUMA
FEATHER

CARATTERISTICHE OPZIONALI / OPTIONAL FEATURES



CUCITURE CASUAL
CASUAL STITCHING



152+155+151

Poltrona maxi 1 braccio + poltrona maxi senza braccio + poltrona maxi 1 braccio (cm. 334), in pelle.
Armchair maxi 1 arm + armchair maxi armless + armchair maxi 1 arm (cm. 334), in leather.

LEON

CASTELLO[®]
SOFA
Made in Italy



152+155+151+503

Poltrona maxi 1 braccio + poltrona maxi senza braccio + poltrona maxi 1 braccio (cm. 334) + pouf quadro (cm. 100x100), in pelle.
Armchair maxi 1 arm + armchair maxi armless + armchair maxi 1 arm (cm. 334), + footstool square (cm. 100x100) in leather.

LEON

cod. 464

Struttura: Telaio in legno con cinghiatura di sostegno ad elasticità differenziata, rivestito in poliuretano espanso indeformabile.

Imbottiture: Schienali e cuscini in piuma con inserto centrale in poliuretano espanso indeformabile. Braccioli in piuma.

Rivestimento: In pelle, o in tessuto non sfoderabile.

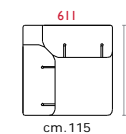
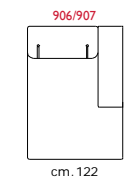
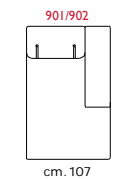
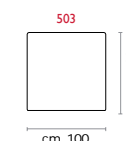
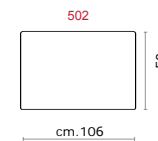
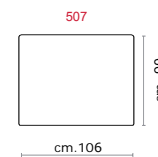
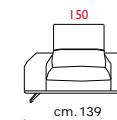
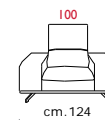
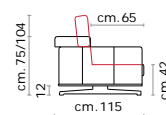
Piede: Base, in metallo altezza 12 cm.

Structure: Wooden frame fitted with an elasticised webbing suspension, covered with stress resistant undeformable polyurethane foam.

Paddings: Back and seat cushions in feathers with polyurethane central insert. Arms in feathers.

Covering: In leather or fabric, not removable.

Feet: Metal base, 12 cm high.



CASTELLO[®]
SOFA
Made in Italy

URBINO

cod. 462



RIVESTIMENTI / COVERING



PELLE
LEATHER



TESSUTO
FABRIC

CARATTERISTICHE STANDARD / STANDARD FEATURES



SOFA MODULABILE
MODULAR SOFA



POGGIATESTA RECLINABILI
SU TUTTE LE SEDUTE
RECLINING HEADREST
ON ALL SEATS



PIUMA
FEATHER

CARATTERISTICHE OPZIONALI / OPTIONAL FEATURES



CUCITURE CASUAL
CASUAL STITCHING



CUCITURE PIZZICATA
PIZZICATA STITCHING



152+155+151

Poltrona maxi 1 braccio + poltrona maxi senza braccio + poltrona maxi 1 braccio (cm. 334), in pelle.
Armchair maxi 1 arm + armchair maxi armless + armchair maxi 1 arm (cm. 334), in leather.

URBINO

CASTELLO[®]
SOFA
Made in Italy



152+155+155+151

Poltrona maxi 1 braccio + 2 poltrona maxi senza braccio + poltrona maxi 1 braccio (cm. 424), in pelle.

Armchair maxi 1 arm + 2 armchair maxi armless + armchair maxi 1 arm (cm. 424), in leather.

URBINO

cod. 462

Struttura: Telaio in legno con cinghiatura di sostegno ad elasticità differenziata, rivestito in poliuretano espanso indeformabile.

Imbottiture: Schienali e cuscini in piuma con inserto centrale in poliuretano espanso indeformabile. Braccioli in piuma.

Rivestimento: In pelle, o in tessuto non sfoderabile.

Piede: Non visibile, in legno altezza 4 cm.

Caratteristiche: Facile componibilità degli elementi ottenuta grazie al nuovo sistema di agganci. All'occorrenza anche gli elementi pouf possono essere "uniti" e diventare elementi facenti parte della composizione di arredo. Tutti gli elementi sono rivestiti anche sui lati componibili. Poggiatesta di elevata tecnologia, con movimento su tutte le sedute con spalliera, ad eccezione dell'angolo quadro (cod. 611).

A richiesta: Su tutti gli elementi è possibile scegliere la cucitura "casual".

Structure: Wooden frame fitted with an elasticised webbing suspension, covered with stress resistant undeformable polyurethane foam.

Paddings: Back and seat cushions in feathers with polyurethane central insert. Arms in feathers.

Covering: In leather or fabric, not removable.

Feet: not visible in solid wood, 4 cm high.

Features: Easy modular elements obtained with the new system of brackets. If needed, also the ottoman elements can be "attached" and become part of the furniture. All elements are upholstered also on the combining sides. Headrest with high technology adjustable movement on all versions with backs, except square corner (cod. 611)

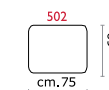
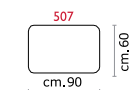
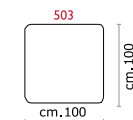
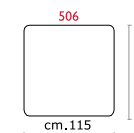
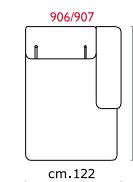
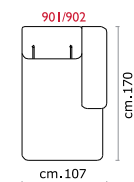
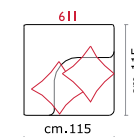
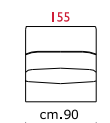
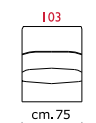
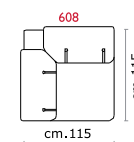
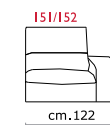
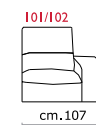
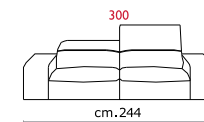
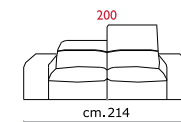
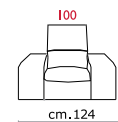
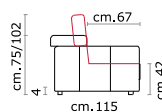
Upon request: On all modular elements is possible to choose "casual" stitching.



152+155+906

Poltrona maxi 1 braccio + poltrona maxi senza braccio + chaise longue maxi (cm. 334x170), in pelle.

Armchair maxi 1 arm + armchair maxi armless + chaise longue maxi (cm. 334x170), in leather.



CASTELLO[®]
SOFA
Made in Italy

MADISON

cod. 456

RIVESTIMENTI / COVERING



PELLE
LEATHER



TESSUTO
FABRIC



COMBINATO
COMBINATED

CARATTERISTICHE STANDARD / STANDARD FEATURES



CUSCINI
A DOPPIA DENSITA'
DUAL DENSITY
CUSHIONS



SCHIENALI REGOLABILI
SLIDING BACK
CUSHIONS





300+250
3 posti + 2 Posti maxi (cm. 218 + cm 198), in pelle e tessuto
3 seater + 2 seater maxi (cm. 218+ cm 198), in leather and fabric

MADISON



300+250
3 posti + 2 Posti maxi (cm. 218 + cm 198), in pelle e tessuto
3 seater + 2 seater maxi (cm. 218+ cm 198), in leather and fabric

MADISON

cod. 456

Struttura: Telaio in legno con cinghiatura di sostegno ad elasticità differenziata, rivestito in poliuretano espanso indeformabile.

Imbottiture: in poliuretano indeformabile a doppia densità e ovattato faldato. Schienale in fibra di poliestere a fiocchi trattato con silicone.

Rivestimento: In pelle, in tessuto o combinato pelle e tessuto non sfoderabile.

Piede: base in metallo, altezza 14.

Caratteristiche standard: spalliera con traslante manuale

Optional: base in colore Titanium Dark.

Structure: Wooden frame fitted with an elasticised webbing suspension, covered with stress resistant undeformable polyurethane foam.

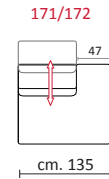
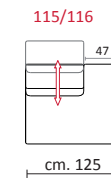
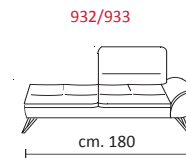
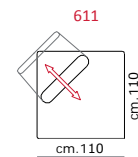
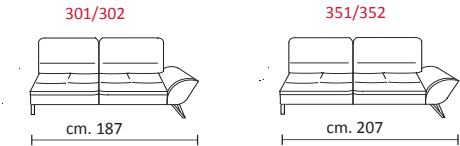
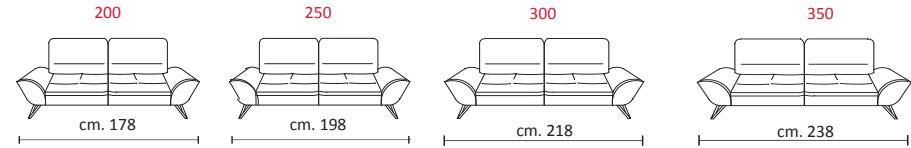
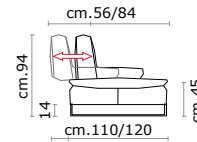
Paddings: Polyurethane foam and padding. Back cushions in fibre fillings.

Covering: In leather, in fabric or combinated leather and fabric not removable.

Feet: in metal, 14 cm high.

Standard Features: Manual sliding back cushions

Optional: Feet in Titanium Dark colour.



Colore vernice base/Colour paint base



Titanium Dark


CASTELLO
SOFA
Made in Italy

La collezione Castello Sofà è costituita da modelli paradossalmente così diversi, perfino contraddittori, da cui emerge un tratto comune: il coraggio di ricercare per questa produzione quella qualità che ne fa un punto di riferimento per la cultura internazionale del design. La capacità di tenere insieme personalità molto diverse, riportandole a una stessa logica di progetto, fino a far nascere oggetti che sono parte di uno stesso ordine. Un ordine indefinibile, che però nasce da molte cose certe: la ricerca della miglior qualità, i continui controlli e aggiustamenti sui materiali, le tecniche e l'esecuzione, ma anche, ancora prima, l'attenzione al significato dei colori, delle forme e soprattutto dei comportamenti generati da ogni nuovo progetto.

The Castello Sofà collection consists of models that are paradoxically so different, even contradictory, from which a common feature emerges: the courage to look for this quality for this production it makes it a point of reference for the international design culture. The ability to hold very different personalities together, reporting them to the same design logic, to the point of giving birth to objects that are part of the same order. An indefinable order, which however comes from many certain things: the search for the best quality, the continuous checks and adjustments on materials, techniques and execution, but also, even before, the attention to the meaning of colors, shapes and above all the behaviors generated by each new project.

italiano

CASTELLO[®]
SOFA
Made in Italy

PRATO

cod. 654

RIVESTIMENTI / COVERING



PELLE
LEATHER



TESSUTO
FABRIC

CARATTERISTICHE STANDARD / STANDARD FEATURES



CUSCINI
A DOPPIA DENSITÀ
DUAL DENSITY
CUSHIONS



POGGIATESTA RECLINABILI
SU TUTTE LE SEDUTE
RECLINING HEADREST
ON ALL SEATS



CUCITURA PUNTO SELLA
PUNTO SELLA STITCHING





152+351
poltrona maxi 1braccio + 3 posti maxi 1braccio (cm 313) in pelle
armchair maxi 1arm + 3 seater maxi 1arm (cm 313) in leather

PRATO

CASTELLO[®]
SOFA
Made in Italy



152+612+351
*poltrona maxi 1braccio + angolo esagonale
+ 3 posti maxi 1braccio (cm 249x326) in pelle*

*armchair maxi 1arm + hexagonal corner
+ 3 seater maxi 1arm (cm 249x326) in leather*



PRATO

cod. 654

Struttura: Telaio in legno con cinghiatura di sostegno ad elasticità differenziata, rivestito in poliuretano espanso indeformabile.

Imbottiture: Poliuretano indeformabile a doppia densità e ovattato faldato.

Rivestimento: In pelle o in tessuto, non sfoderabile.

Piede: In metallo altezza 12 cm.

Caratteristiche: Poggiatesta con movimento su tutte le sedute con spalliera.

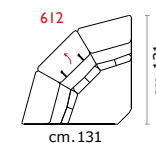
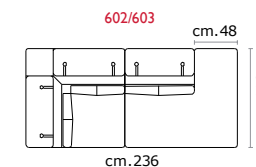
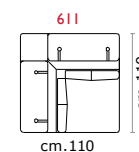
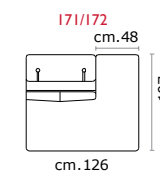
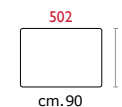
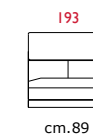
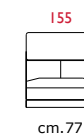
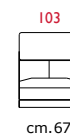
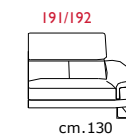
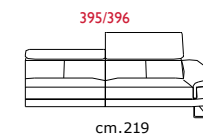
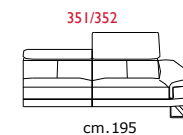
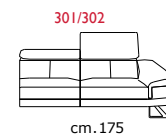
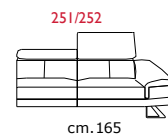
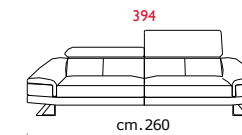
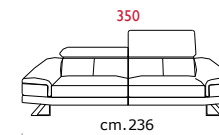
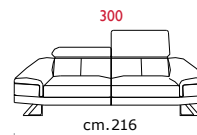
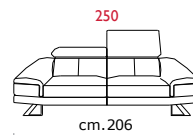
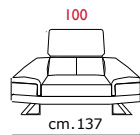
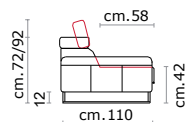
Structure: Wooden frame fitted with an elasticised webbing suspension, covered with stress resistant undeformable polyurethane foam.

Paddings: Double density polyurethane foam and padding.

Covering: In leather or fabric, not removable.

Feet: In metal 12 cm high.

Features: Headrest with adjustable movement on all versions with back.



CASTELLO[®]
SOFA
Made in Italy

RAVENNA

cod. 294



RIVESTIMENTI / COVERING



PELLE
LEATHER



TESSUTO
FABRIC

CARATTERISTICHE STANDARD / STANDARD FEATURES



CUSCINI
A DOPPIA DENSITÀ
DUAL DENSITY
CUSHIONS



POGGIATESTA RECLINABILI
SU TUTTE LE SEDUTE
RECLINING HEADREST
ON ALL SEATS

CARATTERISTICHE OPZIONALI / OPTIONAL FEATURES



SEDUTA CON SLITTA
ELETRICA
SEAT WITH ELECTRIC
SLIDING SYSTEM



152+155+906

poltrona maxi 1braccio + poltrona maxi senza braccio + chaise longue maxi (cm 314x163) in tessuto
armchair maxi 1arm + armchair maxi armless + chaise longue maxi (cm 314x163) in fabric

RAVENNA

CASTELLO[®]
SOFA
Made in Italy



152*+155+906

poltrona maxi 1braccio con seduta estraibile elettrica +
poltrona maxi senza braccio + chaise longue maxi (cm 314x163) in tessuto
armchair maxi 1 arm with electric sliding system +
armchair maxi armless + chaise longue maxi (cm 314x163) in fabric

RAVENNA

cod. 294

Struttura: Telaio in legno con cinghiatura di sostegno ad elasticità differenziata, rivestito in poliuretano espanso indeformabile.

Imbottiture: Poliuretano indeformabile a doppia intensità e ovattato faldato.

Rivestimento: In pelle, o in tessuto non sfoderabile

Piede: Piede in plastica altezza 4,5 cm, non visibile.

Caratteristiche: Poggiatesta con movimento su tutte le sedute.

Caratteristiche optional: seduta elettrica estraibile.

Structure: Wooden frame fitted with an elasticised webbing suspension, covered with stress resistant undeformable polyurethane foam.

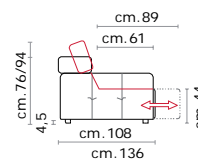
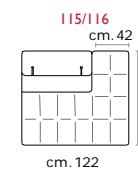
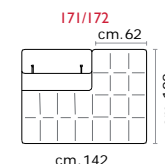
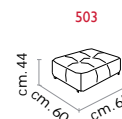
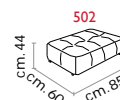
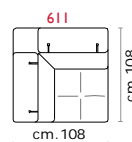
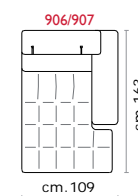
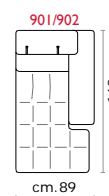
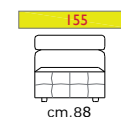
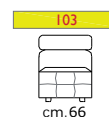
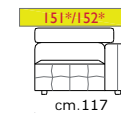
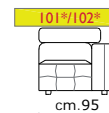
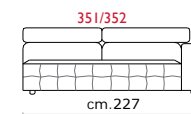
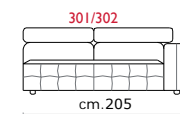
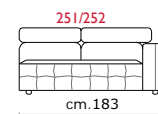
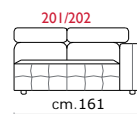
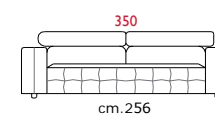
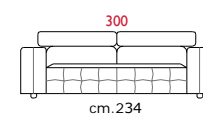
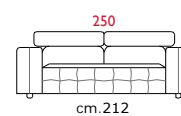
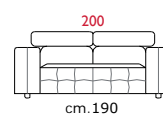
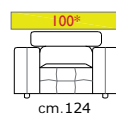
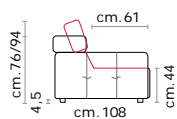
Paddings: Double density polyurethane foam and padding.

Covering: In leather or fabric, not removable.

Feet: In plastic 4,5 cm high not visible.

Features: headrest with adjustable movement on all versions with back.

Optional Features: seat with electric sliding system.



*= Sulle versioni 100 - 101/102/103 - 151/152/155 è possibile avere la seduta con meccanismo estraibile elettrico.

*= On versions 100 - 101/102/103 - 151/152/155 it is possible to have the seat with electric sliding system


CASTELLO

SOFA
Made in Italy

CASTELLO[®]
SOFA
Made in Italy



BELMONTE

cod. 479

RIVESTIMENTI / COVERING



PELLE
LEATHER



TESSUTO
FABRIC

CARATTERISTICHE STANDARD / STANDARD FEATURES



BRACCIOLI REGOLABILI
TILTING ARMREST



SCHIENALI REGOLABILI STANDARD
STANDARD SLIDING BACK
CUSHIONS

CARATTERISTICHE OPZIONALI / OPTIONAL FEATURES



SCHIENALI REGOLABILI MAXI
MAXI SLIDING BACK
CUSHIONS



PEDIERA ELETTRICA
Electric footboard

302+906+950

3 Posti 1 braccio + Chaise longue maxi + Pediera elettrica (cm 272 x 177/186) in Tessuto
3 Seater 1 arm + Chaise Longue maxi + Electric footboard (cm 272 x 177/186) in Fabric



250+300+502

2 Posti maxi + 3 Posti (cm 182 + 202 in tessuto) - Pouff rettangolare (85x65cm in tessuto)
2 Seater maxi + 3 Seater (cm 182 + 202 in fabric) - Rectangular Pouff (85x65cm in fabric)

BELMONTE



351+601+172+502

3 posti maxi 1 braccio + angolo quadro aperto + poltrona terminale maxi (cm 326x279) in tessuto + cuscinetti C13-800 in tessuto + pouff rettangolare (cm 85x65) in tessuto
3 seater maxi 1 arm + square open corner + terminal armchair maxi (cm 326x279) in fabric + scatter cushions C13-800 in fabric + rectangular footstool (cm 85x65) in fabric

BELMONTE

cod. 479

Struttura: Telaio in legno con cinghiatura di sostegno ad elasticità differenziata, rivestito in poliuretano espanso indeformabile.

Imbottiture: in poliuretano indeformabile a doppia densità e ovattato faldato.

Rivestimento: In pelle o in tessuto non sfoderabile.

Piede: base in metallo, altezza 15 in colore Titanium Dark.

Caratteristiche standard: spalliera con traslante manuale e bracciolo inclinabile.

Caratteristiche optional:

- Traslante modulo maxi.
- Pediera elettrica abbinata al modulo standard cm 65 x 32

Structure: Wooden frame fitted with an elasticised webbing suspension, covered with stress resistant undeformable polyurethane foam.

Paddings: Polyurethane foam and padding.

Covering: In leather or in fabric not removable.

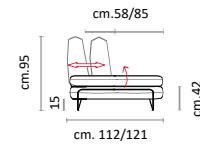
Feet: in metal 15 cm high in Titanium Dark colour.

Standard Features: Tilting armrest and sliding back cushions

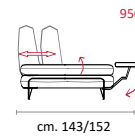
Optional Features:

- Maxi sliding back cushions.
- Electric footboard cm 65 x 32 combined with standard sliding back cushions.

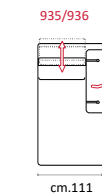
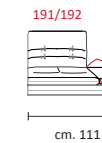
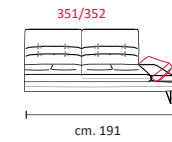
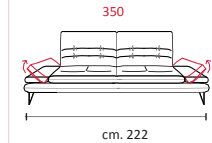
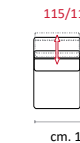
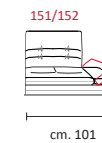
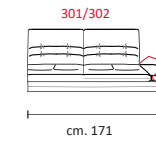
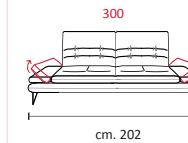
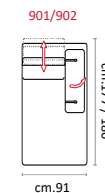
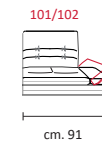
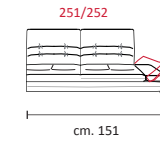
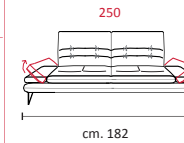
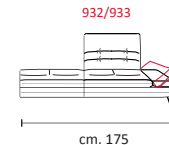
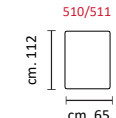
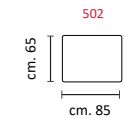
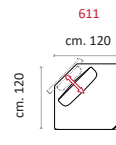
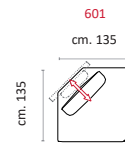
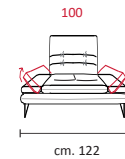
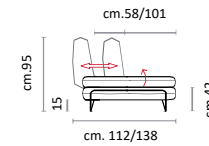
MODULO TRASLANTE STANDARD
standard sliding back cushions



PEDIERA ELETT. OPTIONAL
electric footboard optional



MODULO TRASLANTE MAXI
maxi sliding back cushions



Colore vernice piede/Colour paint feet



Titanium Dark

CASTELLO[®]
SOFA
Made in Italy

SIRACUSA

cod. 461



RIVESTIMENTI / COVERING



PELLE
LEATHER



TESSUTO
FABRIC

CARATTERISTICHE STANDARD / STANDARD FEATURES



SOFA MODULABILE
MODULAR SOFA



PIUMA
FEATHER

CARATTERISTICHE OPZIONALI / OPTIONAL FEATURES



CUCITURE CASUAL
CASUAL STITCHING



CUCITURE PIZZICATA
PIZZICATA STITCHING



152+155+155+151
poltrona maxi 1braccio + 2 x poltrona maxi senza braccio + poltrona maxi 1braccio (cm 424) in pelle
armchair maxi 1 arm + 2 x armchair maxi armless + armchair maxi 1 arm (cm 424) in leather

SIRACUSA

CASTELLO[®]
SOFA
Made in Italy



151+155+907
poltrona maxi 1braccio + poltrona maxi senza braccio + chaise longue maxi (cm 334x170) in tessuto
armchair maxi 1arm + armchair maxi armless + chaise longue maxi (cm 334x170) in fabric

SIRACUSA

cod. 461

Struttura: Telaio in legno con cinghiatura di sostegno ad elasticità differenziata, rivestito in poliuretano espanso indeformabile.

Imbottiture: Schienali e cuscini in piuma con inserto centrale in poliuretano espanso indeformabile. Braccioli in piuma.

Rivestimento: In pelle, o in tessuto non sfoderabile.

Piede: Non visibili, in plastica altezza 4 cm.

Caratteristiche: Facile componibilità degli elementi ottenuta grazie al nuovo sistema di agganci. All'occorrenza anche gli elementi pouf possono essere "uniti" e diventare elementi facenti parte della composizione di arredo. Nella versione tessuto, cuciture, altezze e altri dettagli potrebbero essere diversi rispetto allo stesso modello con rivestimento in pelle. Tutti gli elementi sono rivestiti anche sui lati componibili.

A richiesta: Su tutti gli elementi è possibile scegliere la cucitura "casual". Versione del braccio di 10cm. più alto dello standard.

Structure: Wooden frame fitted with an elasticised webbing suspension, covered with stress resistant undeformable polyurethane foam.

Paddings: Back and seat cushions in feathers with polyurethane central insert. Arms in feathers.

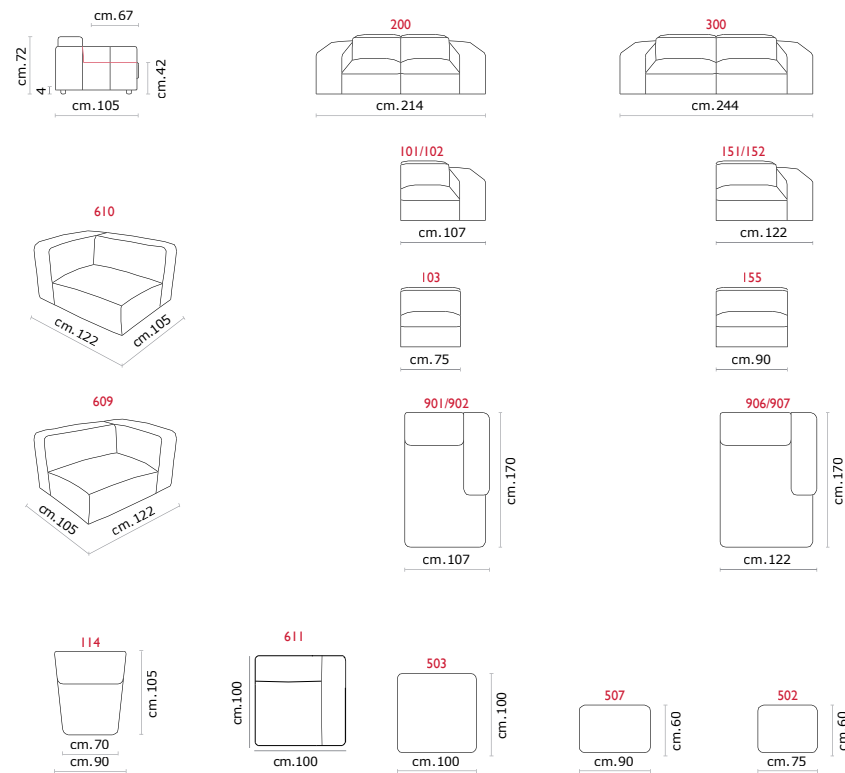
Covering: In leather, or in fabric not removable.

Feet: Not visible in plastic, 4 cm high.

Features: Easy modular elements obtained with the new system of brackets. If needed, also the ottoman elements can be "attached" and become part of the furniture. In the fabric version, stitches, height and other details may be different from the leather version. All elements are upholstered also on the combining sides.

Upon request: On all modular elements it is possible to choose "casual" stitching.

Arm size 10 cm higher than standard version.



A scelta è possibile avere anche il braccio di 10 cm. più alto, ovvero con una altezza pari alla spalliera.



Optional, the arm can be 10 cm higher, that is, the same height as the back.

CASTELLO[®]
SOFA
Made in Italy

LAURA

cod. 569



RIVESTIMENTI / COVERING



PELLE
LEATHER



TESSUTO
FABRIC

CARATTERISTICHE STANDARD / STANDARD FEATURES



CUSCINI
A DOPPIA DENSITÀ
DUAL DENSITY
CUSHIONS



CUCITURA PUNTO SELLA
PUNTO SELLA STITCHING



300
3 posti (cm 208) in pelle
3 seater (cm 208) in leather

LAURA

CASTELLO[®]
SOFA
Made in Italy



100+300
Poltrona + 3 posti (cm 76 + cm 208) in pelle
Armchair + 3 seater (cm 76 + cm 208) in leather

LAURA

cod. 569

Struttura: Telaio in legno con cinghiatura di sostegno ad elasticità differenziata, rivestito in poliuretano espanso indeformabile.

Imbottiture: Poliuretano indeformabile a doppia densità e ovattato faldato.

Rivestimento: In pelle o in tessuto, non sfoderabile.

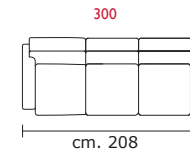
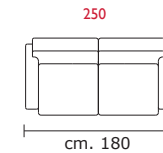
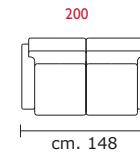
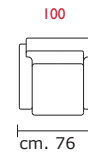
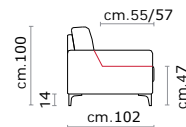
Piede: In metallo altezza 14 cm.

Structure: Wooden frame fitted with an elasticised webbing suspension, covered with stress resistant undeformable polyurethane foam.

Paddings: Double density polyurethane foam and padding.

Covering: In leather or fabric, not removable.

Feet: In metal 14 cm high.



CASTELLO[®]
SOFA
Made in Italy

GINESTRA

cod. 309



RIVESTIMENTI / COVERING



PELLE
LEATHER



TESSUTO
FABRIC

CARATTERISTICHE STANDARD / STANDARD FEATURES



CUSCINI
A DOPPIA DENSITÀ
DUAL DENSITY
CUSHIONS



POGGIATESTA RECLINABILI
SU TUTTE LE SEDUTE
RECLINING HEADREST
ON ALL SEATS



CUCITURA PUNTO SELLA
PUNTO SELLA STITCHING



252+901

2 posti maxi 1 braccio + chaise longue (cm. 275 x 173) in pelle
2 seater maxi 1 arm + chaise longue (cm. 275 x 173) in leather

GINESTRA

CASTELLO[®]
SOFA
Made in Italy



351 + 603

3 posti max 1 braccio + angolo terminale (cm. 316x234), in pelle.

3 seater max 1 arm + terminal corner (cm. 316x234), in leather.

GINESTRA

cod. 309

Struttura: Telaio in legno con cinghiatura di sostegno ad elasticità differenziata, rivestito in poliuretano espanso indeformabile.

Imbottiture: Poliuretano indeformabile a doppia densità e ovattato faldato.

Rivestimento: In pelle o in tessuto, non sfoderabile.

Piede: In metallo altezza 12 cm.

Caratteristiche: Poggiatesta con movimento su tutte le sedute con spalliera.

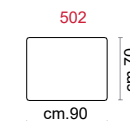
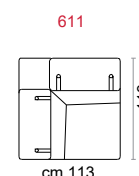
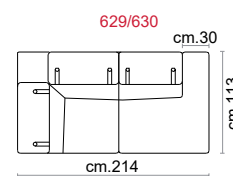
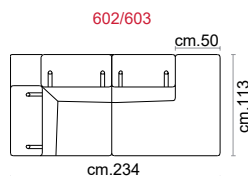
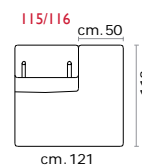
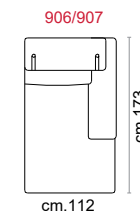
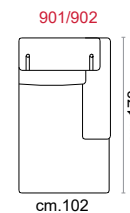
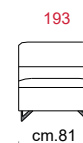
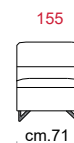
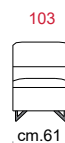
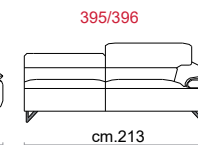
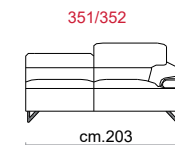
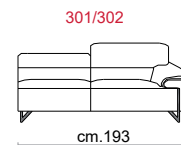
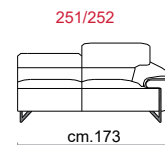
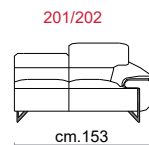
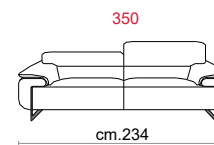
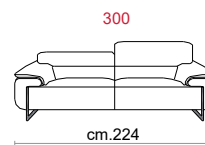
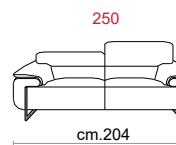
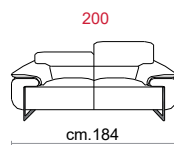
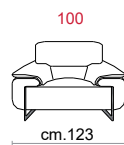
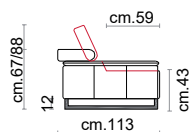
Structure: Wooden frame fitted with an elasticised webbing suspension, covered with stress resistant undeformable polyurethane foam.

Paddings: Double density polyurethane foam and padding.

Covering: In leather or fabric, not removable.

Feet: In metal 12 cm high.

Features: Headrest with adjustable movement on all versions with back.



CASTELLO[®]
SOFA
Made in Italy

BERGAMO

cod. 493

RIVESTIMENTI / COVERING



PELLE
LEATHER



TESSUTO
FABRIC

CARATTERISTICHE STANDARD / STANDARD FEATURES



POGGIATESTA RECLINABILI
SU TUTTE LE SEDUTE
RECLINING HEADREST
ON ALL SEATS

CARATTERISTICHE OPZIONALI / OPTIONAL FEATURES



VERSIONE LETTO
BED VERSION



300
3 posti fisso (cm 196) in tessuto
3 seater (cm 196) in fabric

BERGAMO

CASTELLO[®]
SOFA
Made in Italy



320
3 posti letto (cm 196) in tessuto
3 seater bed (cm 196) in fabric

BERGAMO

cod. 493

Struttura: Telaio in legno con cinghiatura di sostegno ad elasticità differenziata, rivestito in poliuretano espanso indeformabile.

Imbottiture: Poliuretano indeformabile a doppia densità e ovattato faldato.

Rivestimento: In pelle o in tessuto, non sfoderabile.

Piede: In metallo altezza 13cm.

Caratteristiche: Poggiatesta con movimento su tutte le sedute con spalliera.

Caratteristiche letto: Meccanismo con apertura sincronizzata mediante ribaltamento della spalliera. Piano letto ortopedico con rete elettrosaldata e cinghie elastiche sulla seduta. Materasso in poliuretano altezza 12 cm, misura utile per dormire 195 cm. Larghezza variabile a seconda della versione. Durante il ribaltamento, cuscini di seduta e schienale agganciati alla rete letto.

Optional: Piede in legno 13 cm

Structure: Wooden frame fitted with an elasticised webbing suspension, covered with stress resistant undeformable polyurethane foam.

Paddings: Double density polyurethane foam and padding.

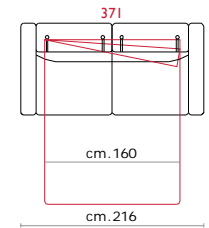
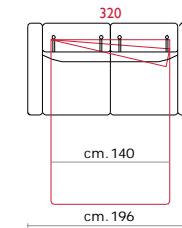
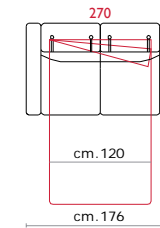
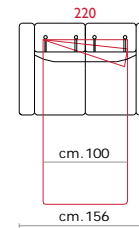
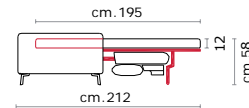
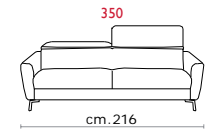
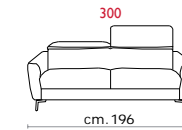
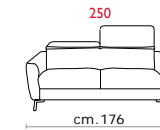
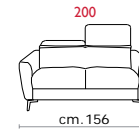
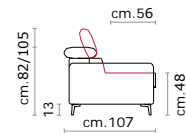
Covering: in leather or fabric, not removable.

Feet: In metal 13cm. high.

Features: Headrest with adjustable movement on all versions with back.

Bed features: Mechanism featuring synchronized tipping back opening. Electrowelded mesh orthopaedic bed with elastic belts on the seat. Mattress in polyurethane 12 cm. high. Sleeping dimensions 195 cm. Seat and back cushions attached to the bed mechanism during the opening which can change according to the version.

Optional: Feet In solid wood 13 cm high.



Colore vernice piede
Color paint feet



CASTELLO[®]
SOFA
Made in Italy

CAPRI

cod. 251



RIVESTIMENTI / COVERING



PELLE
LEATHER



TESSUTO
FABRIC



COMBINATO
COMBINATED

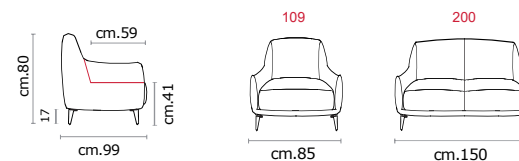
CARATTERISTICHE STANDARD / STANDARD FEATURES



CUSCINI
A DOPPIA DENSITA'
DUAL DENSITY
CUSHIONS



109
poltrona (cm 85) in tessuto
Armchair (cm 85) in fabric



Struttura: Telaio in legno con cinghiatura di sostegno ad elasticità differenziata, rivestito in poliuretano espanso indeformabile.

Imbottiture: Poliuretano indeformabile a doppia densità e ovattato faldato.

Rivestimento: In pelle e tessuto, combinato pelle e tessuto non sfoderabile.

Piede: In metallo altezza 17 cm colore Titanio bronzato lucido.

Caratteristiche: Cuscino di seduta removibile.

Structure: Wooden frame fitted with an elasticised webbing suspension, covered with stress resistant undeformable polyurethane foam.

Paddings: Double density polyurethane foam and padding.

Covering: In leather and fabric, combined leather and fabric not removable.

Feet: In metal 17 cm high, polished bronzed titanium color.

Features: Seat cushion is removable.

CAPRI

CASTELLO[®]
SOFA
Made in Italy

BARRIO

cod. 674



RIVESTIMENTI / COVERING



PELLE
LEATHER



TESSUTO
FABRIC

CARATTERISTICHE STANDARD / STANDARD FEATURES



POGGIATESTA RECLINABILI
SU TUTTE LE SEDUTE
RECLINING HEADREST
ON ALL SEATS

CARATTERISTICHE OPZIONALI / OPTIONAL FEATURES



VERSIONE LETTO
BED VERSION



302+906
3 posti 1 braccio + chaise longue maxi (cm 300x176) + 2 cuscinetti C13-800 in tessuto
3 seater 1 arm + chaise longue maxi (cm 300x176) + 2 scatter cushions C13-800 in fabric

BARRIO

CASTELLO®
SOFA
Made in Italy

302+896+835

3 posti 1 braccio + chaise longue terminale (cm 288x176) +
spalliera con cilindro (cm 63x50) in tessuto
3 seater 1 arm + terminal chaise longue (cm 288x176) +
backrest terminal chaise longue (cm 63x50) in fabric



317+896

3 posti 1 braccio letto + chaise longue terminale (cm 288x176) in tessuto
3 seater 1 arm bed + terminal chaise longue (cm 288x176) in fabric

BARRIO

cod. 674

Struttura: Telaio in legno con cinghiatura di sostegno ad elasticità differenziata, rivestito in poliuretano espanso indeformabile.

Imbottiture: Poliuretano indeformabile a doppia densità e ovattato faldato.

Rivestimento: In pelle o in tessuto, non sfoderabile.

Piede: In metallo altezza 12,5 cm colore nero opaco.

Caratteristiche letto: Meccanismo con apertura sincronizzata mediante ribaltamento della spalliera. Piano letto ortopedico con rete elettrosaldata e cinghie elastiche sulla seduta.

Materasso in poliuretano altezza 12 cm, densità 30, misura utile per dormire 195 cm. Larghezza variabile a seconda della versione. Durante il ribaltamento, cuscini di seduta e schienale agganciati alla rete letto

Structure: Wooden frame fitted with an elasticised webbing suspension, covered with stress resistant undeformable polyurethane foam.

Paddings: Double density polyurethane foam and padding.

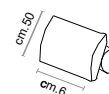
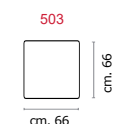
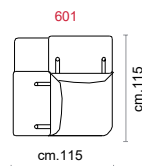
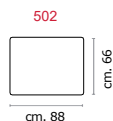
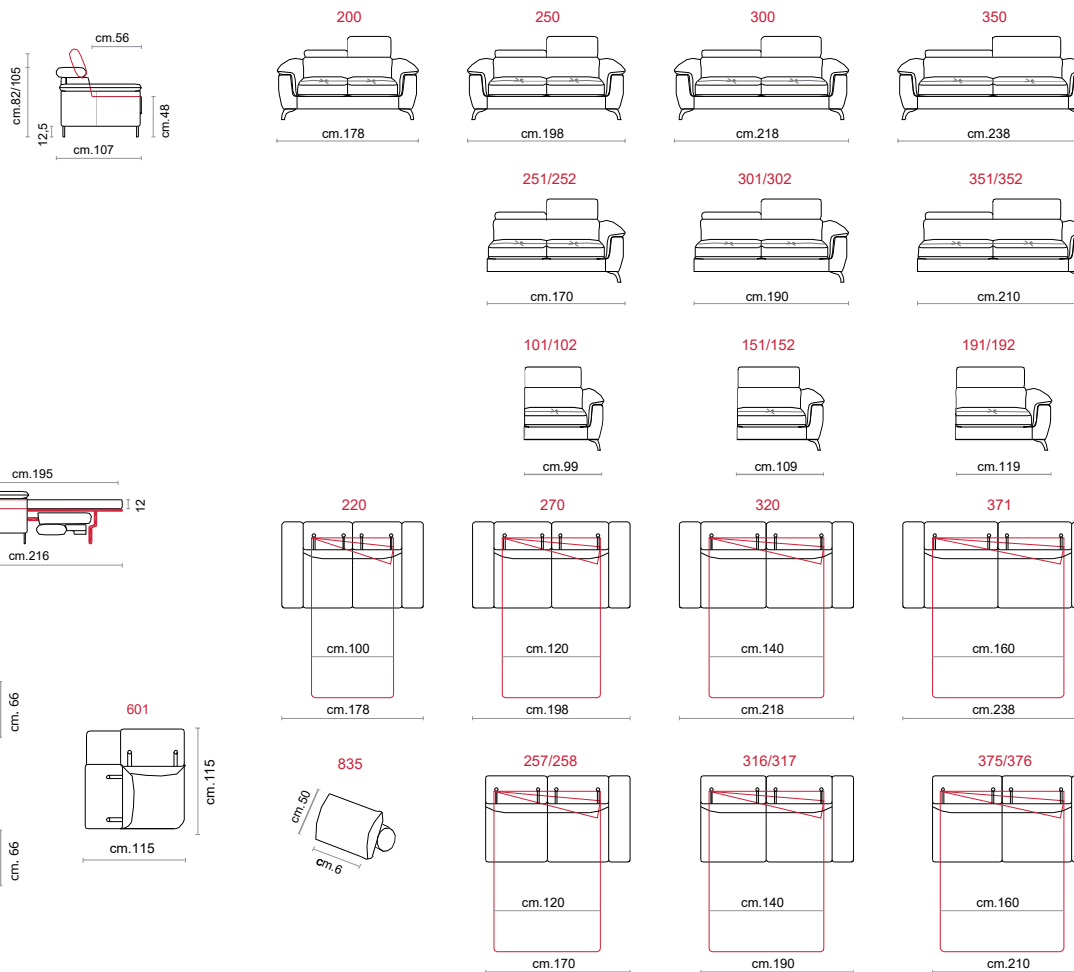
Covering: In leather or fabric, not removable.


Feet: In metal 12,5 cm. high.

Bed features: Mechanism featuring synchronized tipping back opening. Electro-welded mesh orthopaedic bed with elastic balle on the seat. Mattress in polyurethane 12 cm.

high. Sleeping dimensions 195 cm. Seat and back cushions attached to the bed mechanism during the opening, which can change according to the version.

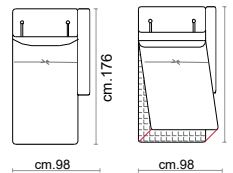
Features: Headrest with adjustable movement on all versions with back.






Chaise Longue Bracciolo terminale
Chaise Longue terminal armrest

896/897 914/915

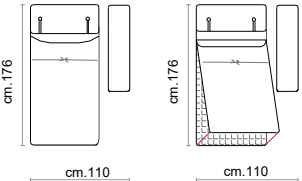


with box



Chaise Longue maxi reversibile Dx/Sx
Chaise Longue maxi reversible Rhf/Lhf

926/927* 928/929*



with box

Note *: combination only with
- bed version
- standard armrest

For the FIXED VESIONS the arms are fixed

CASTELLO[®]
SOFA
Made in Italy

IMOLA

cod. 474



RIVESTIMENTI / COVERING



PELLE
LEATHER



TESSUTO
FABRIC

CARATTERISTICHE STANDARD / STANDARD FEATURES



CUSCINI
A DOPPIA DENSITÀ
DUAL DENSITY
CUSHIONS

CARATTERISTICHE OPZIONALI / OPTIONAL FEATURES



VERSIONE LETTO
BED VERSION



300
3 posti fisso (cm 184) in tessuto
3 seater (cm 184) in fabric

IMOLA

CASTELLO®
SOFA
Made in Italy



320
3 posti letto (cm 184) in pelle
3 seater bed (cm 184) in leather



IMOLA

cod. 474

Struttura: Telaio in legno con cinghiatura di sostegno ad elasticità differenziata, rivestito in poliuretano espanso indeformabile.

Imbottiture: Poliuretano indeformabile a doppia densità e ovattato faldato.

Rivestimento: In pelle o in tessuto, non sfoderabile.

Piede: In metallo altezza 13cm.

Caratteristiche letto: Meccanismo con apertura sincronizzata mediante ribaltamento della spalliera. Piano letto ortopedico con rete elettrosaldata e cinghie elastiche sulla seduta. Materasso in poliuretano altezza 12 cm, misura utile per dormire 195 cm. Larghezza variabile a seconda della versione. Durante il ribaltamento, cuscini di seduta e schienale agganciati alla rete letto.

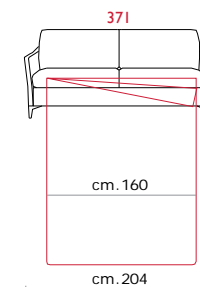
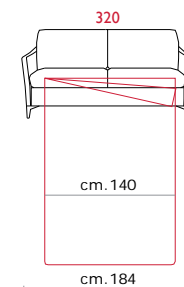
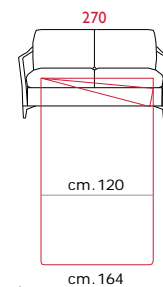
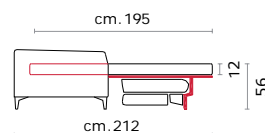
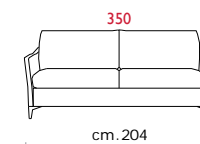
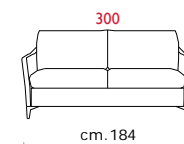
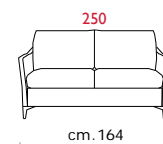
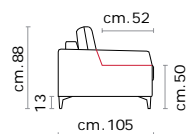
Structure: Wooden frame fitted with an elasticised webbing suspension, covered with stress resistant undeformable polyurethane foam.

Paddings: Double density polyurethane foam and padding.

Covering: In leather or fabric, not removable.

Feet: In metal 13cm. high.

Bed features: Mechanism featuring synchronized tipping back opening. Electrowelded mesh orthopaedic bed with elastic belts on the seat. Mattress in polyurethane 12 cm. high. Sleeping dimensions 195 cm. Seat and back cushions attached to the bed mechanism during the opening which can change according to the version.



ITALIAN
DESIGN
LIVING
COLLECTION


CASTELLO

SOFA
Made in Italy

CASTELLO[®]
SOFA
Made in Italy



CARPI

cod. 396

RIVESTIMENTI / COVERING



PELLE
LEATHER



TESSUTO
FABRIC



COMBINATO
COMBINATED

CARATTERISTICHE STANDARD / STANDARD FEATURES



POGGIATESTA RECLINABILI
SU TUTTE LE SEDUTE
RECLINING HEADREST
ON ALL SEATS

CARATTERISTICHE OPZIONALI / OPTIONAL FEATURES



VERSIONE LETTO
BED VERSION



300
3 posti (cm 190) in pelle e tessuto
3 seater (cm 190) in leather and fabric

CARPI

CASTELLO[®]
SOFA
Made in Italy



320
3 posti letto (cm 190) in pelle e tessuto
3 seater bed (cm 190) in leather and fabric

CARPI

cod. 396

Struttura: Telaio in legno con cinghiatura di sostegno ad elasticità differenziata, rivestito in poliuretano espanso indeformabile.

Imbottiture: Poliuretano indeformabile a doppia densità e ovattato faldato.

Rivestimento: In pelle o in tessuto, o combinato pelle e tessuto non sfoderabile.

Piede: In metallo altezza 13 cm colore Titanium Dark.

Caratteristiche letto: Meccanismo con apertura sincronizzata mediante ribaltamento della spalliera. Piano letto ortopedico con rete elettrosaldata e cinghie elastiche sulla seduta. Materasso in poliuretano altezza 12 cm, misura utile per dormire 195 cm. Larghezza variabile a seconda della versione. Durante il ribaltamento, cuscini di seduta e schienale agganciati alla rete letto.

Caratteristiche: Poggiatesta con movimento su tutte le sedute con spalliera

Structure: Wooden frame fitted with an elasticised webbing suspension, covered with stress resistant undeformable polyurethane foam.

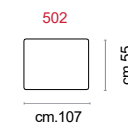
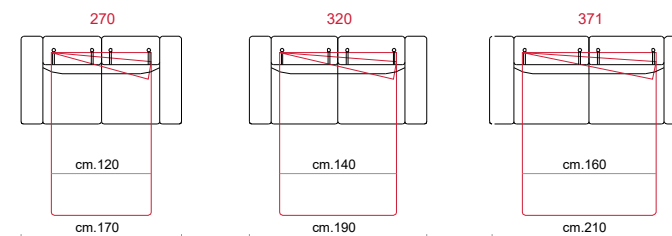
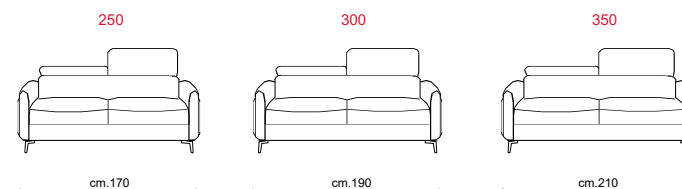
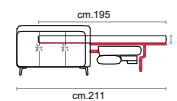
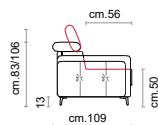
Paddings: Double density polyurethane foam and padding.

Covering: In leather or fabric, combined leather and fabric not removable.

Feet: In metal 13 cm high Titanium Dark color.

Bed features: Mechanism featuring synchronized tipping back opening. Electrowelded mesh orthopaedic bed with elastic belts on the seat. Mattress in polyurethane 12 cm. high. Sleeping dimensions 195 cm. Seat and back cushions attached to the bed mechanism during the opening, which can change according to the version.

Features: Headrest with adjustable movement on all versions with back.



Colore vernice piede/Colour paint feet



Titanium Dark



CASTELLO[®]
SOFA
Made in Italy



BROLO

cod. 356

RIVESTIMENTI / COVERING



TESSUTO
FABRIC

CARATTERISTICHE OPZIONALI / OPTIONAL FEATURES



VERSIONE LETTO
BED VERSION



300
3 posti (cm 178) in tessuto + 2 cuscinetti cucitura pizzicata C13-800 in tessuto
3 seater (cm 178) in fabric + 2 scatter cushions stitching pizzicata C13-800 in fabric

BROLO

CASTELLO[®]
SOFA
Made in Italy



320
3 posti letto(cm 188) in tessuto
3 seater bed (cm 188) in fabric

BROLO

cod. 356

Struttura: Telaio in legno con cinghiatura di sostegno ad elasticità differenziata, rivestito in poliuretano espanso indeformabile.

Imbottiture: Poliuretano indeformabile a doppia densità e ovattato faldato. Schienale in fibra di poliestere a fiocchi trattato con silicone.

Rivestimento: in tessuto, non sfoderabile.

Piede: In plastica altezza 4 cm.

Bracciolo: standard A*.

Caratteristiche letto:

- Meccanismo con apertura sincronizzata mediante ribaltamento della spalliera. Piano letto ortopedico con rete elettrosaldata e cinghie elastiche sulla seduta. Materasso in poliuretano altezza 12 cm, misura utile per dormire 195 cm. Durante il ribaltamento, cuscini di seduta e schienale aganciati alla rete letto.

Structure: Wooden frame fitted with an elasticised webbing suspension, covered with stress resistant undeformable polyurethane foam.

Paddings: Double density polyurethane foam and padding. Back cushions in fibre fillings.

Covering: In fabric, not removable.

Feet: In plastic 4 cm high.

Armrest: standard A*.

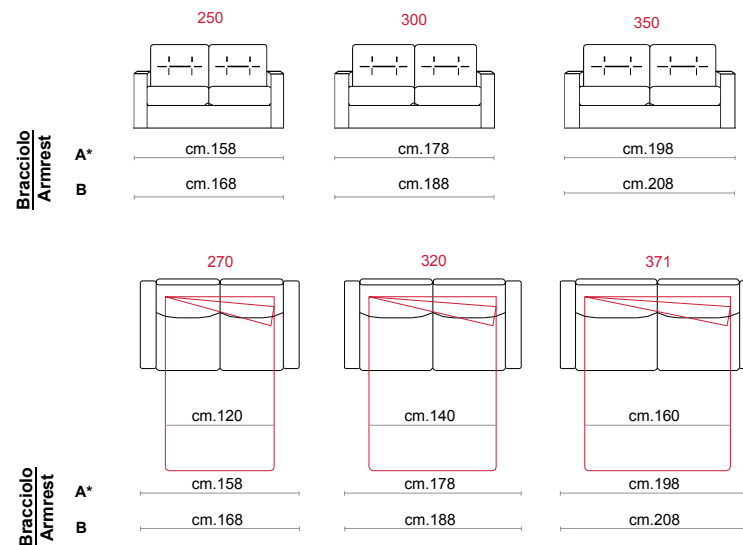
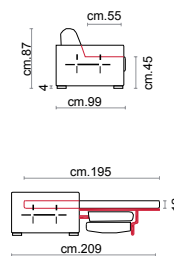
Bed features:

- Mechanism featuring synchronized tipping back opening.

Electro-welded mesh orthopaedic bed with elastic belts on the seat.

Mattress in polyurethane 12 cm. high. Sleeping dimensions 195 cm.

Seat and back cushions attached to the bed mechanism during the opening.



CASTELLO[®]
SOFA
Made in Italy



FERRARA

cod. 443

RIVESTIMENTI / COVERING



PELLE
LEATHER



TESSUTO
FABRIC



COMBINATO
COMBINATED

CARATTERISTICHE STANDARD / STANDARD FEATURES



POGGIATESTA RECLINABILI
SU TUTTE LE SEDUTE
RECLINING HEADREST
ON ALL SEATS

CARATTERISTICHE OPZIONALI / OPTIONAL FEATURES



VERSIONE LETTO
BED VERSION



301+624+517

3 posti 1 braccio + angolo poltrona terminale + pouf terminale contenitore
(cm 295x239) in pelle e tessuto

3 seater 1 arm + armchair terminal corner + terminal box footstool
(cm 295x239) in leather and fabric

FERRARA

CASTELLO®
SOFA
Made in Italy



316+624+517

3 posti letto 1 braccio + angolo poltrona terminale + pouf terminale contenitore
(cm 295x239) in pelle e tessuto

3 seater bed 1 arm + armchair terminal corner + terminal box footstool
(cm 295x239) in leather and fabric

FERRARA

cod. 443

Struttura: Telaio in legno con cinghiatura di sostegno ad elasticità differenziata, rivestito in poliuretano espanso indeformabile.

Imbottiture: Poliuretano indeformabile a doppia densità e ovattato faldato.

Rivestimento: In pelle, in tessuto o combinato non sfoderabile.

Piede: In plastica H=3cm.

Caratteristiche letto: Meccanismo con apertura sincronizzata mediante ribaltamento della spalliera. Piano letto ortopedico con rete elettrosaldata e cinghie elastiche sulla seduta. Materasso in poliuretano altezza 12 cm, misura utile per dormire 195 cm. Durante il ribaltamento, cuscini di seduta e schienale agganciati alla rete letto.

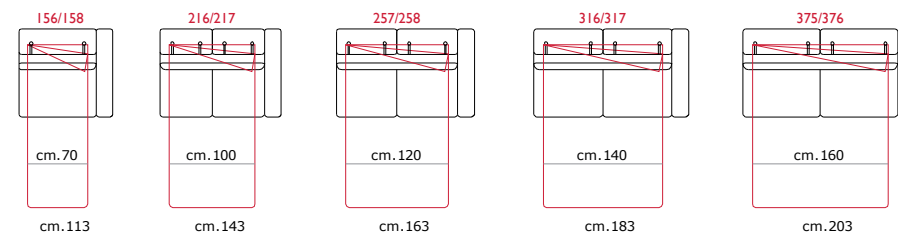
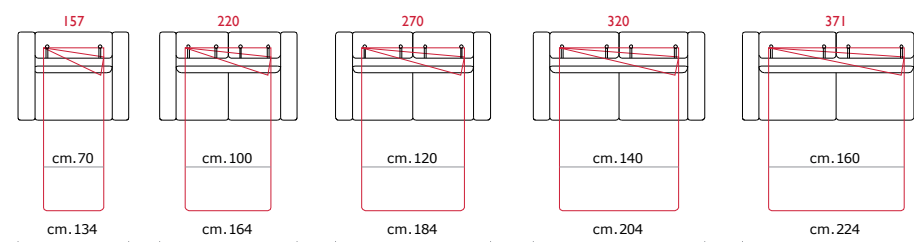
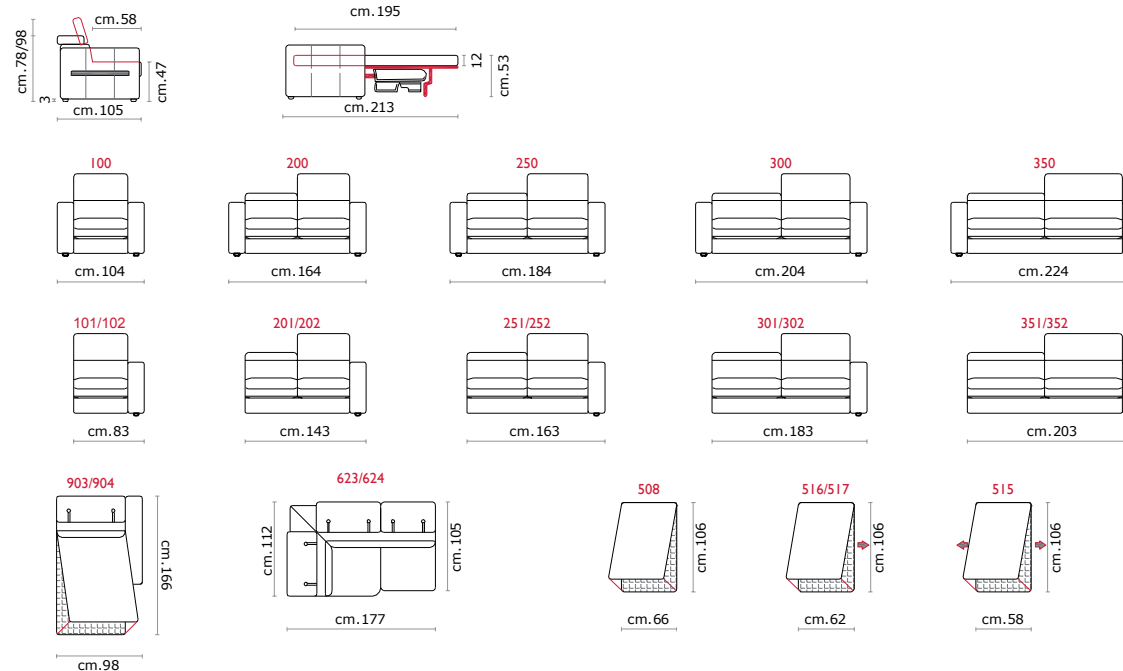
Structure: Wooden frame fitted with an elasticised webbing suspension, covered with stress resistant undeformable polyurethane foam.

Paddings: Double density polyurethane foam and padding.

Covering: In leather, in fabric or combiante not removable.

Feet: In plastic 3cm. high.

Bed features: Mechanism featuring synchronized tipping back opening. Electro-welded mesh orthopaedic bed with elastic belts on the seat. Mattress in polyurethane 12 cm. high. Sleeping dimensions 195 cm. Seat and back cushions attached to the bed mechanism during the opening.



Ferrara 43K



Ferrara 443

CASTELLO[®]
SOFA
Made in Italy

CHIARA

cod. 520



RIVESTIMENTI / COVERING



PELLE
LEATHER



TESSUTO
FABRIC

CARATTERISTICHE OPZIONALI / OPTIONAL FEATURES



VERSIONE LETTO
BED VERSION



CUCITURA PUNTO SELLA
PUNTO SELLA STITCHING



300
3 posti (cm 190) in tessuto
3 seater (cm 190) in fabric

CHIARA

CASTELLO[®]
SOFA
Made in Italy



320
3 posti letto (cm 194) in pelle
3 seater bed (cm 194) in leather

CHIARA

cod. 520

Struttura: Telaio in legno con cinghiatura di sostegno ad elasticità differenziata, rivestito in poliuretano espanso indeformabile.

Imbottiture: Poliuretano indeformabile a doppia densità e ovattato faldato.

Rivestimento: In pelle o in tessuto, non sfoderabile.

Piede: In legno altezza 3,5cm.

Caratteristiche letto: Meccanismo con apertura sincronizzata mediante ribaltamento della spalliera. Piano letto ortopedico con rete elettrosaldata e cinghie elastiche sulla seduta. Materasso in poliuretano altezza 12 cm, misura utile per dormire 195 cm. Durante il ribaltamento, cuscini di seduta e schienale agganciati alla rete letto.


Structure: Wooden frame fitted with an elasticised webbing suspension, covered with stress resistant undeformable polyurethane foam.

Paddings: Double density polyurethane foam and padding.


Covering: in leather or fabric, not removable.

Feet: In solid wood 3,5cm. high.

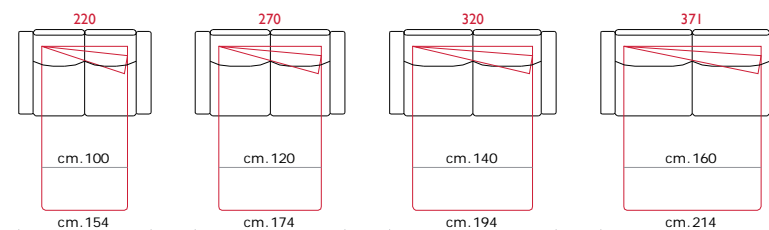
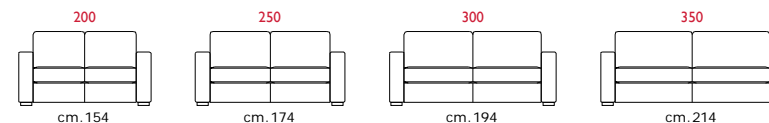
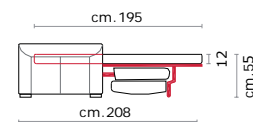
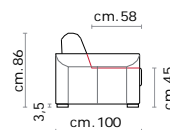
Bed features: Mechanism featuring synchronized tipping back opening. Electrowelded mesh orthopaedic bed with elastic belts on the seat. Mattress in polyurethane 12 cm. high. Sleeping dimensions 195 cm. Seat and back cushions attached to the bed mechanism during the opening.



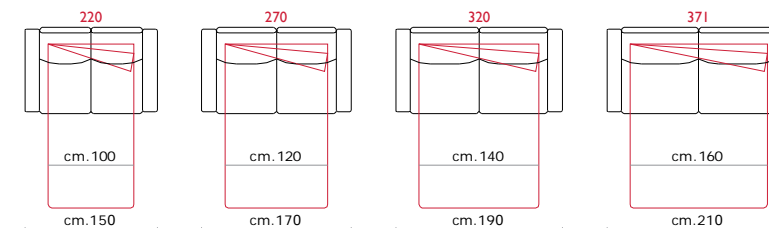
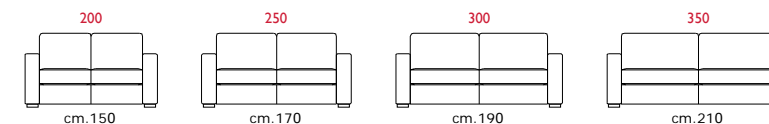
Chiara 521



Chiara 520



Chiara 520



Chiara 521

CASTELLO[®]
SOFA
Made in Italy

MONCALIERI

cod. 697



RIVESTIMENTI / COVERING



PELLE
LEATHER



TESSUTO
FABRIC

CARATTERISTICHE STANDARD / STANDARD FEATURES



CUSCINI
A DOPPIA DENSITÀ
DUAL DENSITY
CUSHIONS



POGGIATESTA RECLINABILI
SU TUTTE LE SEDUTE
RECLINING HEADREST
ON ALL SEATS



302+602

3 posti 1 braccio + angolo terminale (cm 301 x 225) in pelle.

3 seater 1 arm + terminal corner (cm 301 x 225) in leather.

MONCALIERI

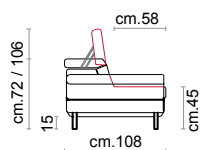
CASTELLO[®]
SOFA
Made in Italy



302+602
3 posti 1 braccio + angolo terminale (cm 301 x 225) in pelle.
3 seater 1 arm + terminal corner (cm 301 x 225) in leather.

MONCALIERI

cod. 697



Struttura: Telaio in legno con cinghiatura di sostegno ad elasticità differenziata, rivestito in poliuretano espanso indeformabile.

Imbottiture: Poliuretano indeformabile a doppia densità e ovattato faldato.

Rivestimento: In pelle o in tessuto, non sfoderabile.

Piede: In acciaio lucido altezza 15 cm.

Caratteristiche: Poggiatesta con movimento su tutte le sedute con spalliera.

Optional: piede in colore Titanium Dark.

Structure: Wooden frame fitted with an elasticised webbing suspension, covered with stress resistant undeformable polyurethane foam.

Paddings: Double density polyurethane foam and padding.

Covering: In leather or fabric, not removable.

Feet: In metal 15 cm with polish chrome finishing.

Features: Headrest with adjustable movement on all versions with back.

Optional: Feet in Titanium Dark colour.

Colore vernice piede / Color paint feet



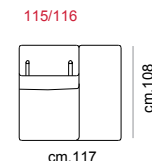
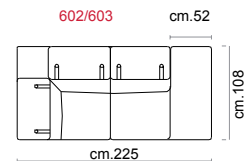
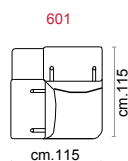
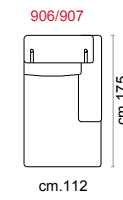
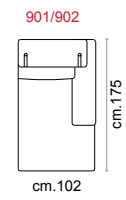
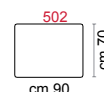
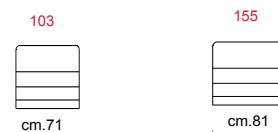
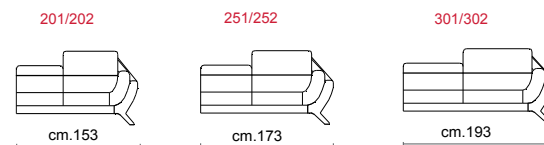
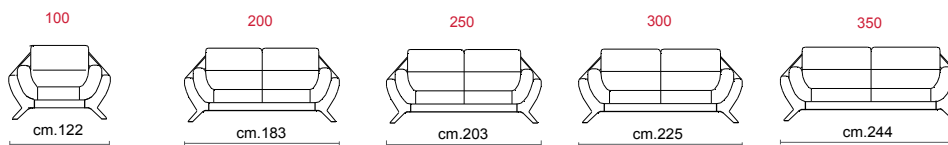
Metal



Titanium Dark



Metal Base



CASTELLO[®]
SOFA
Made in Italy



BOSTON

cod. 567

RIVESTIMENTI / COVERING



PELLE
LEATHER



TESSUTO
FABRIC

CARATTERISTICHE STANDARD / STANDARD FEATURES



CUSCINI
A DOPPIA DENSITA'
DUAL DENSITY
CUSHIONS

CARATTERISTICHE OPZIONALI / OPTIONAL FEATURES



RECLINER ELETTRICO
ELECTRIC RECLINER



520+200
3 posti 1recliner elettrico + 2 posti (cm. 218 + cm 170) in pelle
3 seaters 1 electric recliner + 2 seaters (cm. 218 + cm 170) in leather

BOSTON

CASTELLO[®]
SOFA
Made in Italy



521
3 posti 2 recliner elettrici (cm. 218) in pelle
3 seater 2 electric recliner (cm. 218) in leather

BOSTON

cod. 567

Struttura: Telaio in legno con cinghiatura di sostegno ad elasticità differenziata, rivestito in poliuretano espanso indeformabile.

Imbottiture: Poliuretano indeformabile a doppia densità e ovattato faldato. Schienale in fibra di poliestere a fiocchi trattato con silicone.

Rivestimento: In pelle, o in tessuto non sfoderabile.

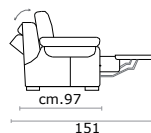
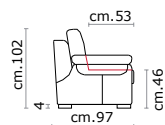
Piede: In legno altezza 4 cm.

Structure: Wooden frame fitted with an elasticised webbing suspension, covered with stress resistant undeformable polyurethane foam.

Paddings: Double density polyurethane foam and padding. Back cushions in fibre fillings.

Covering: In leather or fabric, not removable.

Feet: In solid wood 4 cm high.

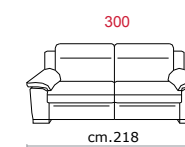
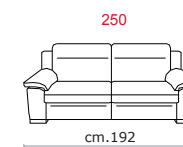
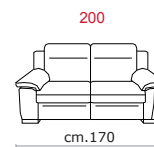



Versione Fissa / Fixed Version

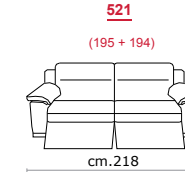
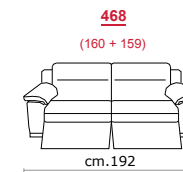
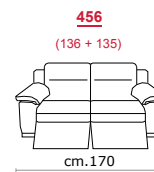
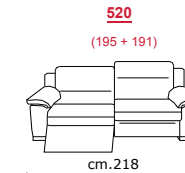
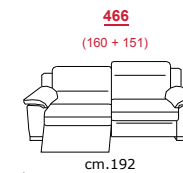
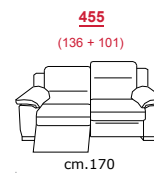
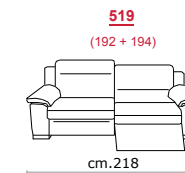
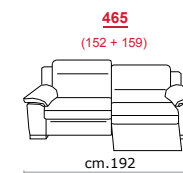
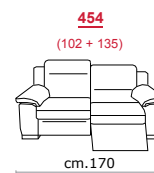
modulo 59

modulo 68

modulo 83



Versione Recliner / Recliner Version



CASTELLO[®]
SOFA
Made in Italy

ORFEO

cod. 633



RIVESTIMENTI / COVERING



PELLE
LEATHER



TESSUTO
FABRIC

CARATTERISTICHE STANDARD / STANDARD FEATURES



CUSCINI
A DOPPIA DENSITÀ
DUAL DENSITY
CUSHIONS



POGGIATESTA RECLINABILI
SU TUTTE LE SEDUTE
RECLINING HEADREST
ON ALL SEATS



300
3 posti (cm 182) in pelle
3 seater (cm 182) in leather

ORFEO

CASTELLO[®]
SOFA
Made in Italy



351+907
3 posti max 1 braccio + chaise longue max (cm 272x165) in pelle
3 seater max 1 arm + chaise longue max (cm 272x165) in leather

ORFEO

cod. 633

Struttura: Telaio in legno con cinghiatura di sostegno ad elasticità differenziata, rivestito in poliuretano espanso indeformabile.

Imbottiture: Poliuretano indeformabile a doppia densità e ovattato faldato.

Rivestimento: In pelle, o in tessuto non sfoderabile.

Piede: Piede in metallo altezza 13 cm, in finitura lucida.

Caratteristiche: Poggiatesta con movimento su tutte le sedute.

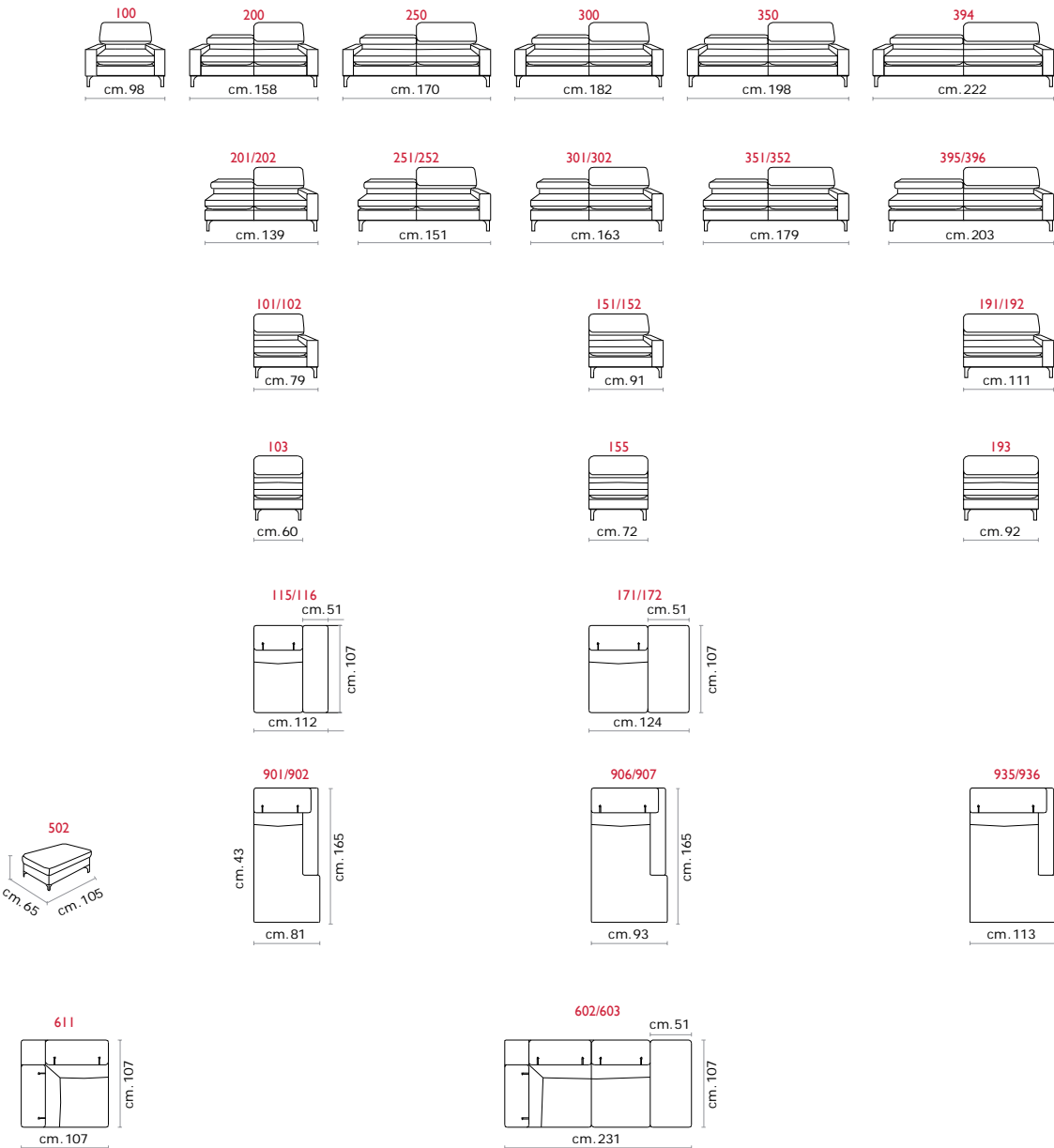
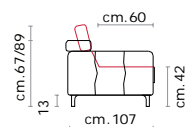
Structure: Wooden frame fitted with an elasticised webbing suspension, covered with stress resistant undeformable polyurethane foam.

Paddings: Double density polyurethane foam and padding.

Covering: In leather or fabric, not removable.

Feet: In metal 13 cm high, with polish chrome finishing.

Features: Headrest with adjustable movement on all versions with back.





SON


CASTELLO

SOFA
Made in Italy

CASTELLO[®]
SOFA
Made in Italy

MALAGA

cod. 274

RIVESTIMENTI / COVERING



PELLE
LEATHER



TESSUTO
FABRIC

CARATTERISTICHE STANDARD / STANDARD FEATURES



CUSCINI
A DOPPIA DENSITÀ
DUAL DENSITY
CUSHIONS





302+602
3 posti 1 braccio + angolo terminale (cm 290x209) in pelle
3 seater 1 arm + terminal corner (cm 290x209) in leather

MALAGA

CASTELLO[®]
SOFA
Made in Italy



302+602
3 posti 1 braccio + angolo terminale (cm 290 x 209) in pelle.
3 seater 1 arm + terminal corner (cm 290 x 209) in leather

MALAGA

cod. 274

Struttura: Telaio in legno con cinghiatura di sostegno ad elasticità differenziata, rivestito in poliuretano espanso indeformabile.

Imbottiture: Poliuretano indeformabile a doppia densità e ovattato faldato. Schienale in fibra di poliestere a fiocchi.

Rivestimento: In pelle, o in tessuto non sfoderabile.

Piede: in metallo altezza 13 cm.

Optional: piede in metallo colore Titanium Dark.

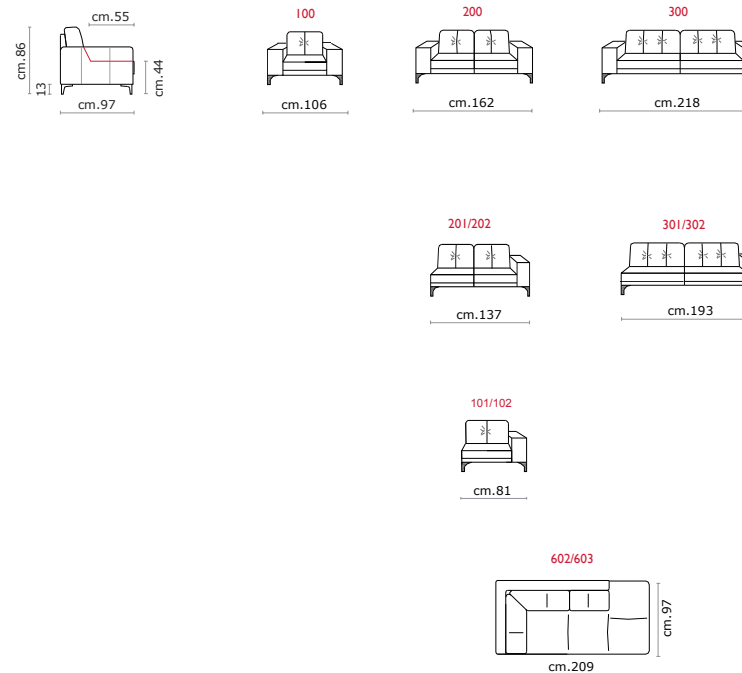
Structure: Wooden frame fitted with an elasticised webbing suspension, covered with stress resistant undeformable polyurethane foam.

Paddings: Double density polyurethane foam and padding. Back cushions in fibre fillings.

Covering: In leather or fabric, not removable.

Feet: In metal 13 cm high.

Optional: feet in metal in Titanium Dark colour.

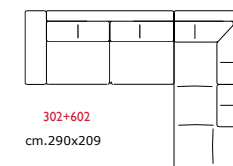


sectionals example

Colore vernice piede / Color paint feet



Titanium Dark





SON


CASTELLO

SOFA
Made in Italy

CASTELLO[®]
SOFA
Made in Italy

GIORGIA

cod. 242



RIVESTIMENTI / COVERING



PELLE
LEATHER



TESSUTO
FABRIC

CARATTERISTICHE STANDARD / STANDARD FEATURES



CUSCINI
A DOPPIA DENSITÀ
DUAL DENSITY
CUSHIONS



CUCITURE PIZZICATA
PIZZICATA STITCHING



103+507

3 poltrone senza braccio + pouf rettangolare max + 3 poltrone senza braccio (cm 324x324) in tessuto
3 armchairs armless + footstool rectangular max + 3 armchairs armless (cm 324x324) in fabric

GIORGIA



103+507

3 poltrone senza braccio + pouf rettangolare max + 3 poltrone senza braccio (cm 324x324) in tessuto
3 armchairs armless + footstool rectangular max + 3 armchairs armless (cm 324x324) in fabric

GIORGIA

cod. 242

Struttura: Telaio in legno con cinghiatura di sostegno ad elasticità differenziata, rivestito in poliuretano espanso indeformabile.

Imbottiture: Poliuretano indeformabile a doppia densità e ovattato faldato.

Rivestimento: In pelle o in tessuto, non sfoderabile.

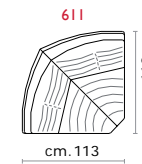
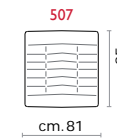
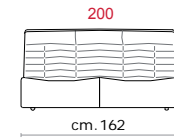
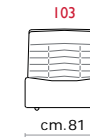
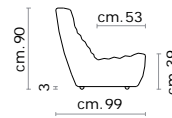
Piede: In plastica altezza 3 cm. non a vista.

Structure: Wooden frame fitted with an elasticised webbing suspension, covered with stress resistant undeformable polyurethane foam.

Paddings: Double density polyurethane foam and padding.

Covering: In leather or in fabric, not removable.

Feet: In plastic 3 cm high. "not in sight".



TEBE

cod. 648



RIVESTIMENTI / COVERING



PELLE
LEATHER



TESSUTO
FABRIC

CARATTERISTICHE STANDARD / STANDARD FEATURES



CUSCINI
A DOPPIA DENSITÀ
DUAL DENSITY
CUSHIONS



POGGIATESTA RECLINABILI
SU TUTTE LE SEDUTE
RECLINING HEADREST
ON ALL SEATS

CARATTERISTICHE OPZIONALI / OPTIONAL FEATURES



CUCITURA PUNTO SELLA
PUNTO SELLA STITCHING



RECLINER ELETTRICO
ELECTRIC RECLINER



195+193+611+191

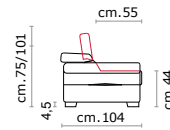
Poltrona max large 1 braccio con recliner elettrico + poltrona max large senza braccio + angolo quadro + poltrona max large un braccio
(cm 317x234) in tessuto

Armchair max large 1 arm with electric recliner + armchair armless max large + square corner + Armchair max large 1 arm
(cm 317x234) in fabric

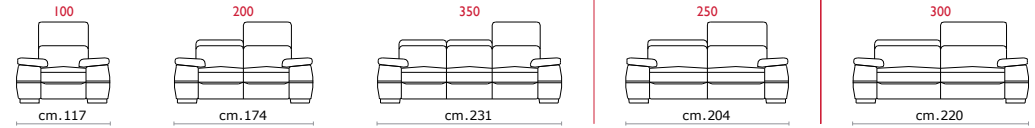
TEBE



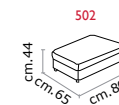
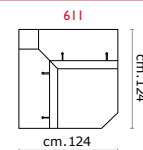
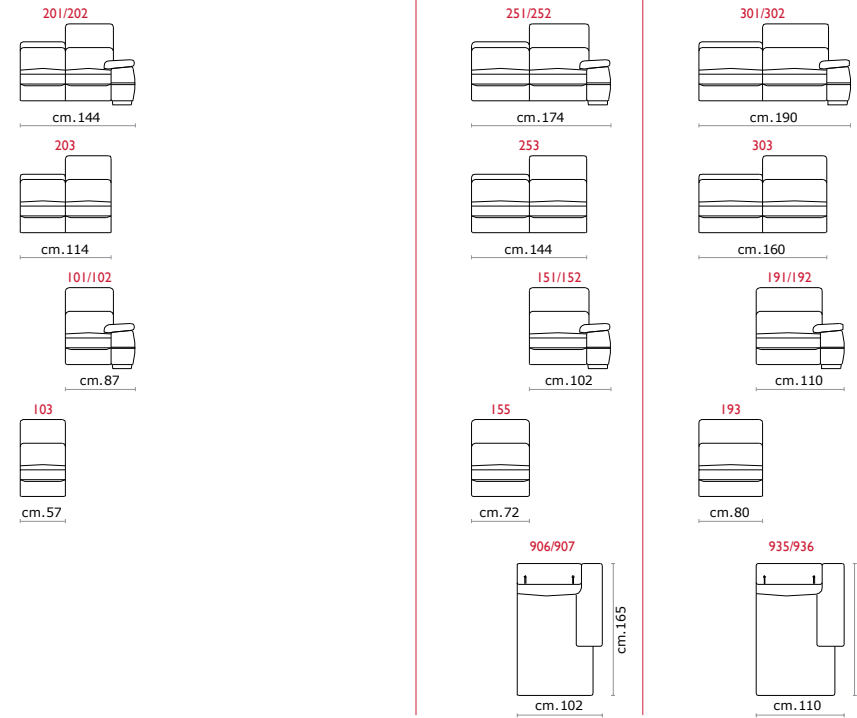
300
3 posti (cm 220) in pelle
3 seater (cm 220) in leather

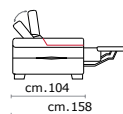


Versione fissa e componibile / Fixed and sectional version



Altre versioni componibili / Other sectional versions





TEBE

cod. 648

Struttura: Telaio in legno con cinghiatura di sostegno ad elasticità differenziata, rivestito in poliuretano espanso indeformabile.

Imbottiture: Poliuretano indeformabile a doppia densità e ovattato faldato.

Rivestimento: In pelle, o in tessuto non sfoderabile.

Piede modello Tebe-648: In plastica altezza 4,5 cm.

Piede modello Tebe-649: In legno massello altezza 4,5 cm. in diverse finiture di colore.

Structure: Wooden frame fitted with an elasticised webbing suspension, covered with stress resistant undeformable polyurethane foam.

Paddings: Double density polyurethane foam and padding.

Covering: In leather or fabric, not removable.

Feet model Tebe-648: In plastic 4,5 cm high.

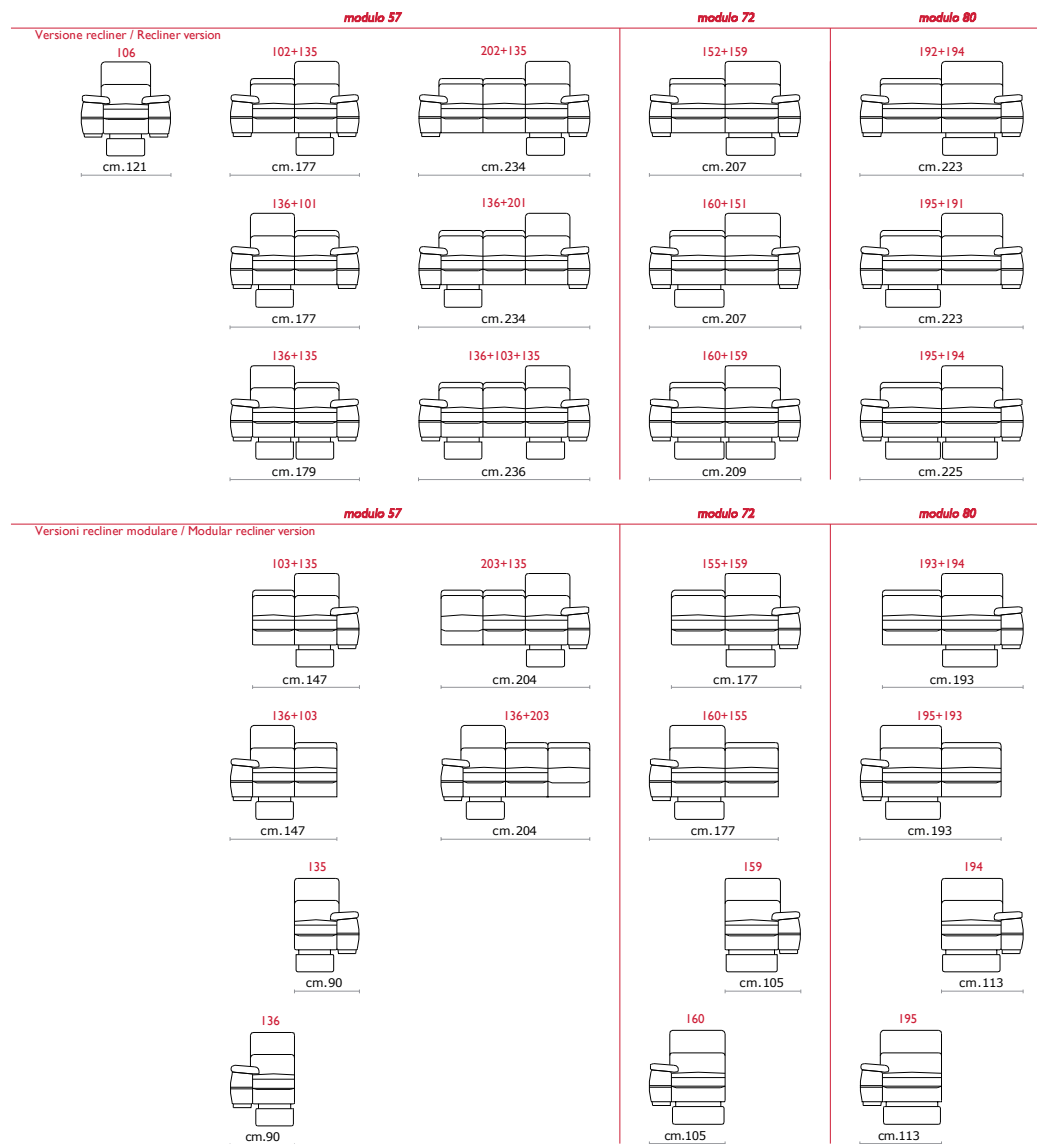
Feet model Tebe-649: In solid wood 4,5 cm high. In different finishes.



Tebe 648



Tebe 649



CASTELLO[®]
SOFA
Made in Italy



LISBONA

cod. 382

RIVESTIMENTI / COVERING



PELLE
LEATHER



TESSUTO
FABRIC

CARATTERISTICHE STANDARD / STANDARD FEATURES



CUSCINI
A DOPPIA DENSITÀ
DUAL DENSITY
CUSHIONS

CARATTERISTICHE OPZIONALI / OPTIONAL FEATURES



RECLINER ELETTRICO
ELECTRIC RECLINER



CUCITURA PUNTO SELLA
PUNTO SELLA STITCHING



302+601+183+516

3 posti 1 braccio + angolo quadro aperto + poltrona maxi senza braccio recliner + pouff terminale contenitore (cm 299x251) in tessuto
3 seater 1 arm + square corner open + armchair maxi armless recliner + terminal footstool box (cm 299x251) in fabric

LISBONA



LISBONA

cod. 382

Struttura: Telaio in legno con cinghiatura di sostegno ad elasticità differenziata, rivestito in poliuretano espanso indeformabile.

Imbottiture: Poliuretano indeformabile a doppia densità e ovattato faldato.

Rivestimento: In pelle o in tessuto, non sfoderabile.

Piede: In metallo altezza 13 cm colore Titanium Dark.

Caratteristiche letto: Meccanismo con apertura sincronizzata mediante ribaltamento della spalliera. Piano letto ortopedico con rete elettrosaldata e cinghie elastiche sulla seduta. Materasso in poliuretano altezza 12 cm, misura utile per dormire 195 cm. Larghezza variabile a seconda della versione. Durante il ribaltamento, cuscini di seduta e schienale agganciati alla rete letto.

Caratteristiche: Poggiatesta con movimento su tutte le sedute con spalliera

Structure: Wooden frame fitted with an elasticised webbing suspension, covered with stress resistant undeformable polyurethane foam.

Paddings: Double density polyurethane foam and padding.

Covering: In leather or fabric, not removable.

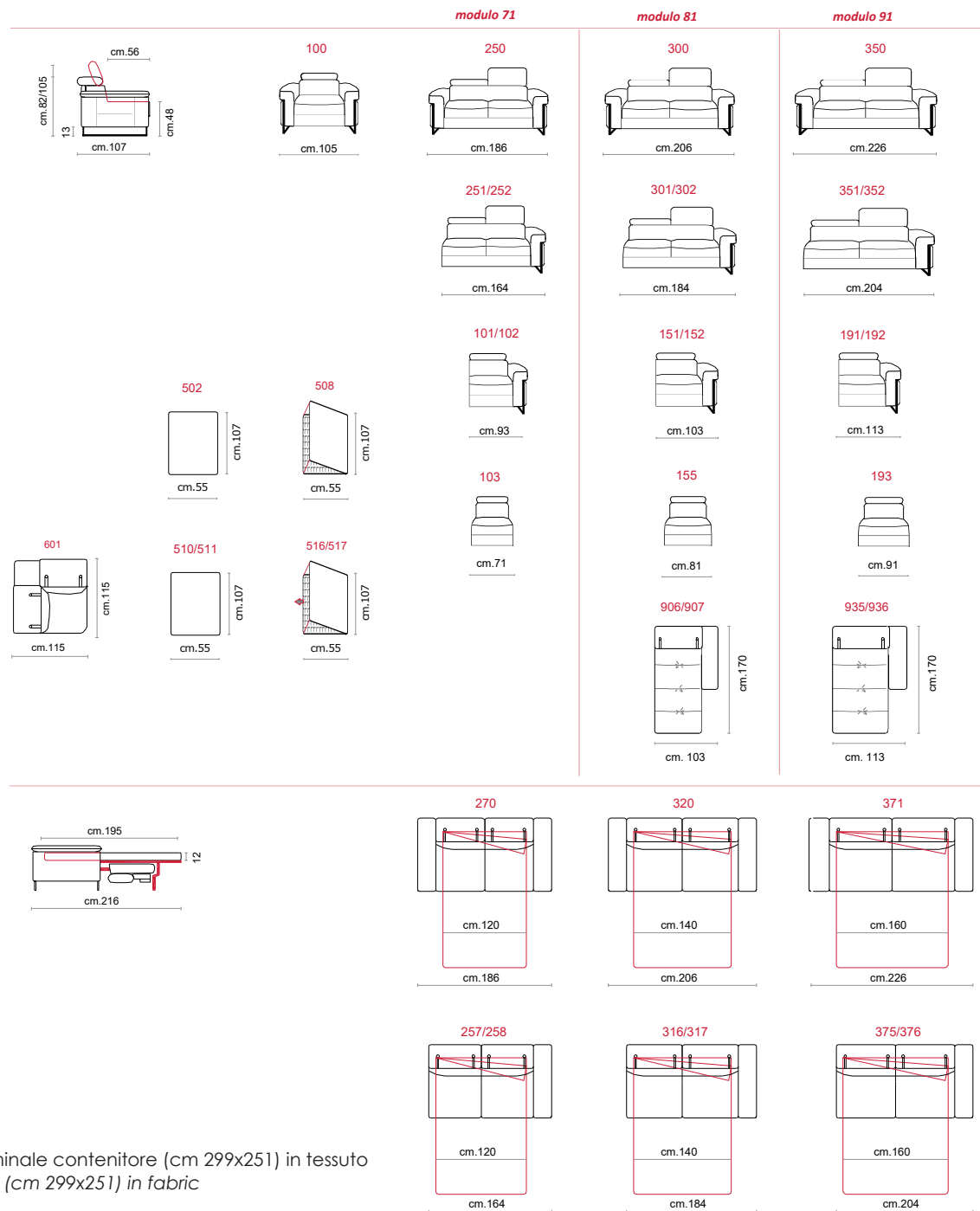
Feet: In metal 13 cm high Titanium Dark color.

Bed features: Mechanism featuring synchronized tipping back opening. Electro-welded mesh orthopaedic bed with elastic belts on the seat. Mattress in polyurethane 12 cm. high. Sleeping dimensions 195 cm. Seat and back cushions attached to the bed mechanism during the opening, which can change according to the version.

Features: Headrest with adjustable movement on all versions with back.

317+601+155+516

3 posti 1 braccio letto + angolo quadro aperto + poltrona maxi senza braccio + pouff terminale contenitore (cm 299x251) in tessuto
3 seater 1 arm bed + square corner open + armchair maxi armless + terminal footstool box (cm 299x251) in fabric



LISBONA

cod. 382

Struttura: Telaio in legno con cinghiatura di sostegno ad elasticità differenziata, rivestito in poliuretano espanso indeformabile.

Imbottiture: Poliuretano indeformabile a doppia densità e ovattato faldato.

Rivestimento: In pelle o in tessuto, non sfoderabile.

Piede: In metallo altezza 13 cm colore Titanium Dark.

Caratteristiche letto: Meccanismo con apertura sincronizzata mediante ribaltamento della spalliera.

Piano letto ortopedico con rete elettrosaldata e cinghie elastiche sulla seduta. Materasso in poliuretano altezza 12 cm, misura utile per dormire 195 cm. Larghezza variabile a seconda della versione.

Durante il ribaltamento, cuscini di seduta e schienale agganciati alla rete letto.

Caratteristiche: Poggiatesta con movimento su tutte le sedute con spalliera

Structure: Wooden frame fitted with an elasticised webbing suspension, covered with stress resistant undeformable polyurethane foam.

Paddings: Double density polyurethane foam and padding.

Covering: In leather or fabric, not removable.

Feet: In metal 13 cm high Titanium Dark color.

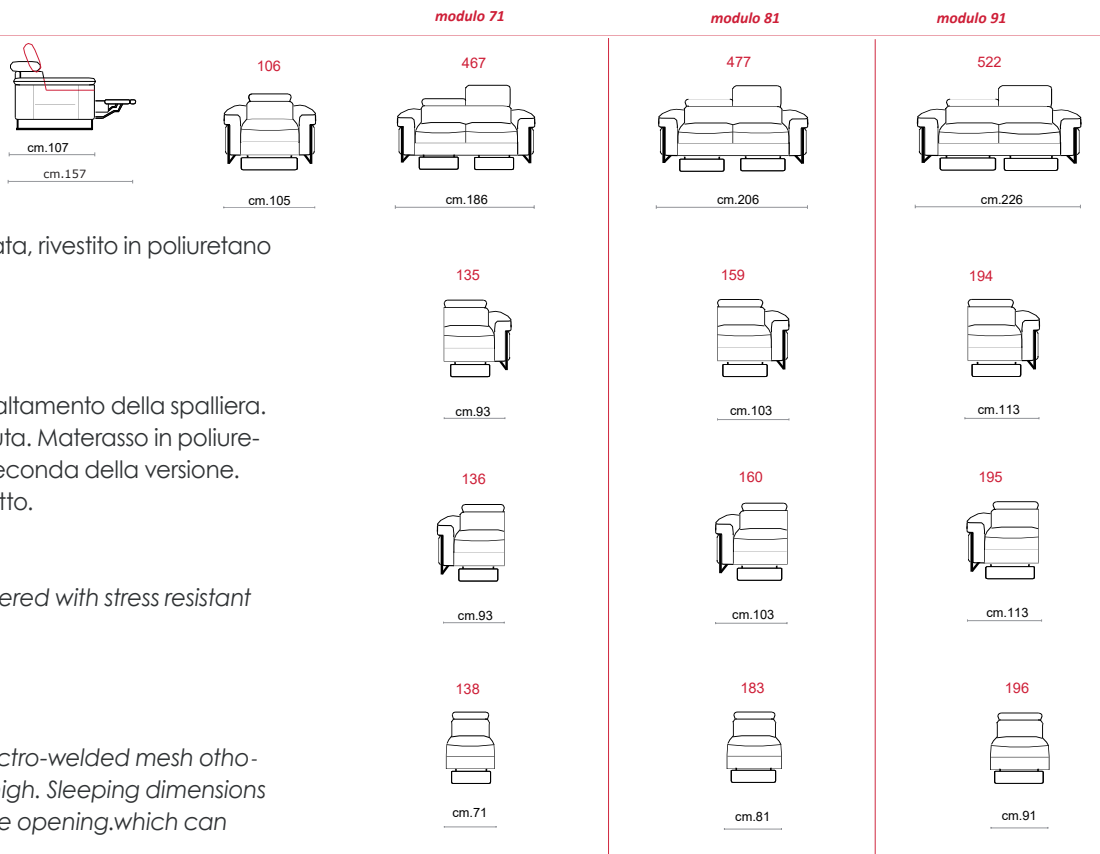
Bed features: Mechanism featuring synchronized tipping back opening. Electro-welded mesh orthopaedic bed with elastic belts on the seat. Mattress in polyurethane 12 cm. high. Sleeping dimensions 195 cm. Seat and back cushions attached to the bed mechanism during the opening, which can change according to the version.

Features: Headrest with adjustable movement on all versions with back.

302+601+155+516

3 posti 1 braccio + angolo quadro aperto + poltrona maxi senza braccio + pouff terminale contenitore (cm 299x251) in tessuto

3 seater 1 arm + square corner open + armchair maxi armless + terminal footstool box (cm 299x251) in fabric



CASTELLO[®]
SOFA
Made in Italy



CAGLIARI

cod. 218

RIVESTIMENTI / COVERING



PELLE
LEATHER



TESSUTO
FABRIC

CARATTERISTICHE STANDARD / STANDARD FEATURES



CUSCINI
A DOPPIA DENSITÀ
DUAL DENSITY
CUSHIONS

CARATTERISTICHE OPZIONALI / OPTIONAL FEATURES



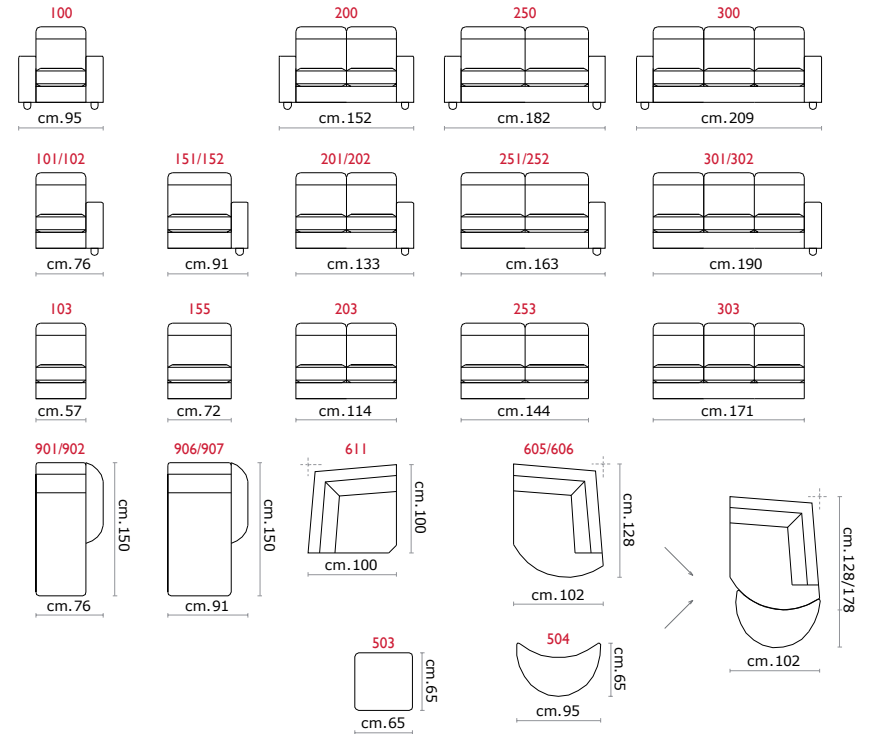
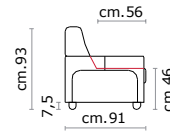
RECLINER ELETTRICO
ELECTRIC RECLINER



606+504+251

Angolo terminale tondo + 2 posti maxi 1 braccio + pouf semiluna (cm 265x178) in pelle
Round terminal corner + 2 seater maxi 1 arm + half moon footstool (cm 265x178) in leather

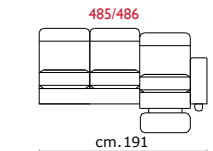
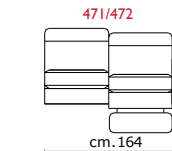
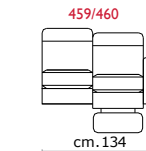
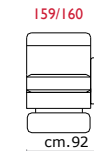
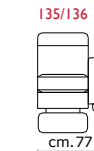
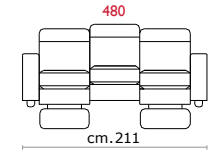
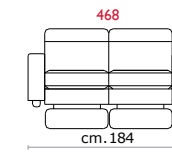
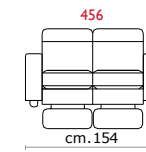
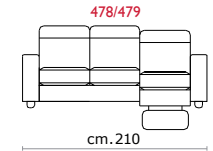
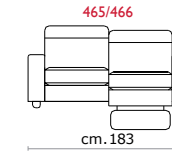
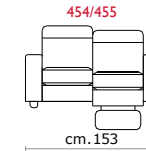
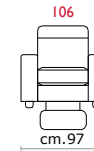
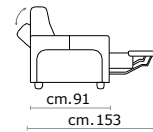
CAGLIARI



606+471+504
angolo terminale tondo + 2 posti maxi 1braccio con recliner elettrico + pouf semiluna (cm 266x178) in pelle
round terminal corner + 2 seater maxi 1 arm with electric recliner + half moon footstool (cm 266x178) in leather

CAGLIARI

cod. 218



Struttura: Telaio in legno con cinghiatura di sostegno ad elasticità differenziata, rivestito in poliuretano espanso indeformabile.

Imbottiture: Poliuretano indeformabile a doppia densità e ovattato faldato.

Rivestimento: In pelle, in tessuto non sfoderabile.

Piede: In plastica color legno altezza 7,5 cm.

Caratteristiche: Recliner elettrico a comando con il nuovo sistema "Touch".

Structure: Wooden frame fitted with an elasticised webbing suspensions covered with stress resistant undeformable polyurethane foam.

Paddings: Double density polyurethane foam and padding.

Covering: In leather or in fabric, not removable.

Feet: In plastic 7,5 cm high tinted with wengé finish.

Features: Electric recliner with a new "touch" operating button system.

CASTELLO[®]
SOFA
Made in Italy

LECCE

cod. 234

RIVESTIMENTI / COVERING



PELLE
LEATHER



TESSUTO
FABRIC

CARATTERISTICHE STANDARD / STANDARD FEATURES



CUSCINI
A DOPPIA DENSITÀ
DUAL DENSITY
CUSHIONS

CARATTERISTICHE OPZIONALI / OPTIONAL FEATURES



RECLINER ELETTRICO
ELECTRIC RECLINER



300
3 posti (cm 206) in tessuto
3 seater (cm 206) in fabric

LECCE

CASTELLO[®]
SOFA
Made in Italy



478
3 posti 1recliner elettrico dx (cm 206) in tessuto
3 seater 1rhf electric recliner(cm 206) in fabric

LECCE

cod. 234

Struttura: Telaio in legno con cinghiatura di sostegno ad elasticità differenziata, rivestito in poliuretano espanso indeformabile.

Imbottiture: Poliuretano indeformabile a doppia densità e ovattato faldato. Schienale in fibra di poliestere a fiocchi trattato con silicone.

Rivestimento: In pelle, o in tessuto non sfoderabile.

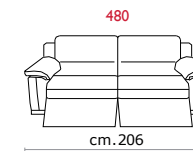
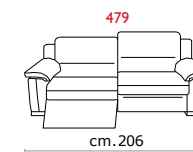
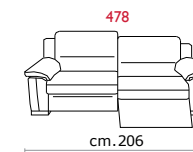
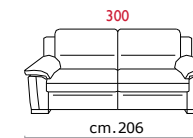
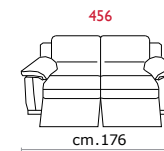
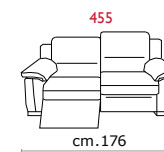
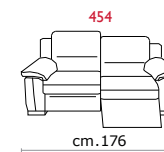
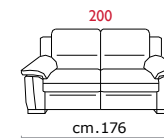
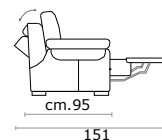
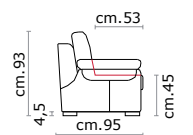
Piede: In legno altezza 4,5 cm.

Structure: Wooden frame fitted with an elasticised webbing suspension, covered with stress resistant undeformable polyurethane foam.

Paddings: Double density polyurethane foam and padding. Back cushions in fibre fillings.

Covering: In leather or fabric, not removable.

Feet: In solid wood 4,5 cm high.





SON


CASTELLO

SOFA
Made in Italy

CASTELLO[®]
SOFA
Made in Italy

FELIX

cod. 223

RIVESTIMENTI / COVERING



PELLE
LEATHER





350
3 posti max (cm 248) in pelle
3 seater max (cm 248) in leather

FELIX

CASTELLO[®]
SOFA
Made in Italy



350

3 posti maxi (cm 248) in pelle + 2cuscini C13-801 + 1cuscino C13-832

3 seater maxi (cm 248) in leather + 2cushions C13-801 + 1cushion C13-832

FELIX

cod. 223

Struttura: Telaio in legno con cinghiatura di sostegno ad elasticità differenziata, rivestito in poliuretano espanso indeformabile.

Imbottiture: Poliuretano indeformabile a doppia densità e ovattato faldato.

Rivestimento: In pelle, non sfoderabile.

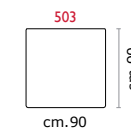
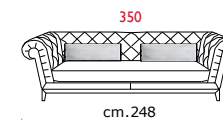
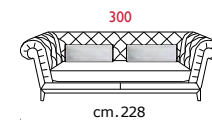
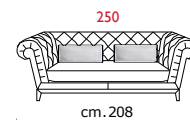
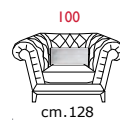
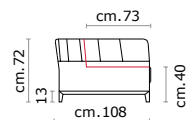
Piede: Base in legno altezza 13 cm.

Structure: Wooden frame fitted with an elasticised webbing suspension, covered with stress resistant undeformable polyurethane foam.

Paddings: Double density polyurethane foam and padding.

Covering: In leather, not removable.

Feet: Solid wood base 13 cm high.



CASTELLO[®]
SOFA
Made in Italy

PERUGIA

cod. 200

RIVESTIMENTI / COVERING



PELLE
LEATHER

CARATTERISTICHE STANDARD / STANDARD FEATURES



CUSCINI
A DOPPIA DENSITÀ
DUAL DENSITY
CUSHIONS





300
3 posti (cm 224) in pelle
3 seater (cm 224) in leather

PERUGIA

CASTELLO[®]
SOFA
Made in Italy



200+300
2 posti + 3 posti (cm 174 + cm 224) in pelle
2 seater + 3 seater (cm 174 + cm 224) in leather

PERUGIA

cod. 200

Struttura: Telaio in legno con cinghiatura di sostegno ad elasticità differenziata, rivestito in poliuretano espanso indeformabile.

Imbottiture: Poliuretano indeformabile a doppia densità e ovattato faldato.

Caratteristiche: Cuscini di seduta removibili.

Rivestimento: In pelle.

Piedi: In legno altezza cm. 6, tinteggiati con diverse finiture.

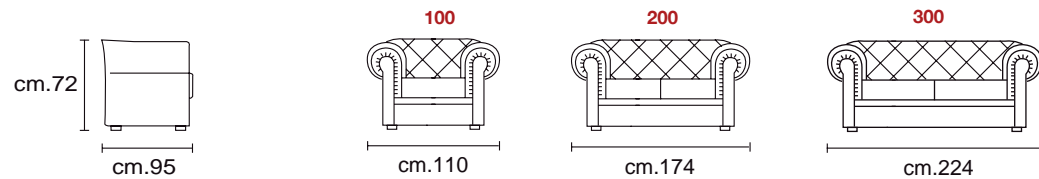
Structure: Wooden frame fitted with an elasticised webbing suspension, covered with stress resistant undeformable polyurethane foam.

Paddings: Double density polyurethane foam and padding.

Features: Seat cushions are removable.

Covering: In leather.

Feet: In solid wood 6 cm high, in different finishes.



CASTELLO[®]
SOFA
Made in Italy



SIENA

cod. 825

RIVESTIMENTI / COVERING



PELLE
LEATHER

CARATTERISTICHE STANDARD / STANDARD FEATURES



CUSCINI
A DOPPIA DENSITÀ
DUAL DENSITY
CUSHIONS



300
3 posti (cm 220) in pelle
3 seater (cm 220) in leather

SIENA

CASTELLO[®]
SOFA
Made in Italy



300+200
3 posti + 2 posti (cm 220 + cm 168) in pelle
3 seater + 2 seater (cm 220 + cm 168) in leather

SIENA

cod. 825

Struttura: Telaio in legno con cinghiatura di sostegno ad elasticità differenziata, rivestito in poliuretano espanso indeformabile.

Imbottiture: Poliuretano indeformabile a doppia densità e ovattato faldato. Schienali in fibra di poliestere trattato con silicone.

Rivestimento: In pelle.

Piede: In legno massello tinteggiato in diverse finiture di colore, altezza 5 cm.

Meccanismo letto: Ortopedica elettrosaldata, con sistema di apertura a sollevamento frontale. Realizzata in acciaio e verniciata con polveri epossidiche di colore grigio metallizzato.

Materasso: In poliuretano altezza 12 cm. Misura utile per dormire 180 cm (materasso da 165 cm con reggi-guanciale estraibile da 15 cm). Larghezza variabile a seconda della versione.

A richiesta: Decoro con borchie bronzate.

Structure: Wooden frame fitted with an elasticised webbing suspension, covered with stress resistant undeformable polyurethane foam.

Paddings: Double density polyurethane foam and padding. Back cushions in fibre filling.

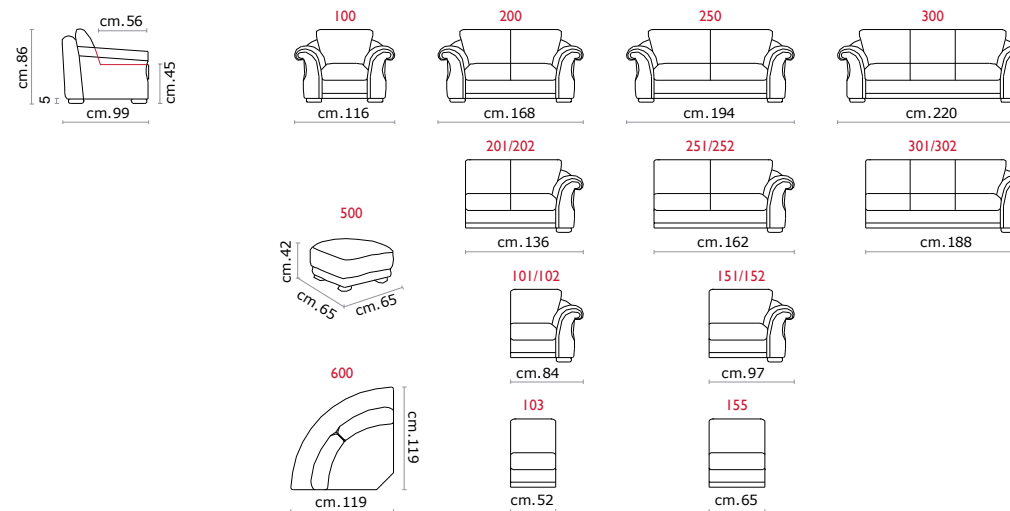
Covering: In leather.

Feet: In solid wood 5 cm high in different finishings.

Bed mechanism: Orthopaedic electro-welded mesh, with lifting opening system. Made of steel and coated with epoxy metal grey colour.

Mattress: In polyurethane 12 cm high. Sleeping dimensions 180 cm (mattress length cm 165 + pillow support cm 15) which can change according to the version.

Upon request: Decoration with bronzed studs.



CASTELLO[®]
SOFA
Made in Italy

KENZO

cod. 109

RIVESTIMENTI / COVERING



PELLE
LEATHER

CARATTERISTICHE STANDARD / STANDARD FEATURES



CUSCINI
A DOPPIA DENSITÀ
DUAL DENSITY
CUSHIONS

CARATTERISTICHE OPZIONALI / OPTIONAL FEATURES



PIEDI IN PELLE
LEATHER
UPHOLSTERED FEET





300
3 posti (cm 228) in pelle
3 seater (cm 228) in leather

KENZO

CASTELLO[®]
SOFA
Made in Italy



300+200
3 posti + 2 posti (cm 228 + cm 176) in pelle
3 seater + 2 seater (cm 228 + cm 176) in leather

KENZO

cod. 109

Struttura: Telaio in legno con cinghiatura di sostegno ad elasticità differenziata, rivestito in poliuretano espanso indeformabile.

Imbottiture: Poliuretano indeformabile a doppia densità e ovattato faldato.

Rivestimento: In pelle.

Piedi: In legno massello tinteggiato in diverse finiture di colore, altezza 6 cm.

Su richiesta: piedi rivestiti in pelle.

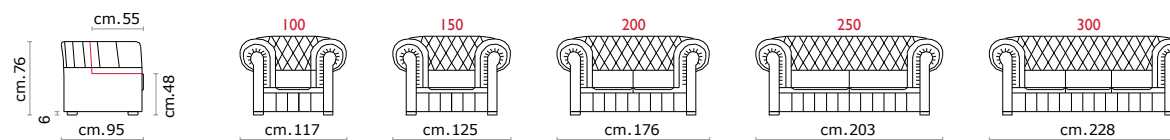
Structure: Wooden frame fitted with an elasticised webbing suspension, covered with stress resistant undeformable polyurethane foam.

Paddings: Double density polyurethane foam and padding.

Covering: In leather.

Feet: In solid wood 6 cm high in different finishes.

Upon request: leather upholstered feet.



CASTELLO[®]
SOFA
Made in Italy

MADRID

cod. 850

RIVESTIMENTI / COVERING



PELLE
LEATHER

CARATTERISTICHE STANDARD / STANDARD FEATURES



CUSCINI
A DOPPIA DENSITÀ
DUAL DENSITY
CUSHIONS





300
3 posti (cm 246) in pelle
3 seater (cm 246) in leather

MADRID

CASTELLO[®]
SOFA
Made in Italy



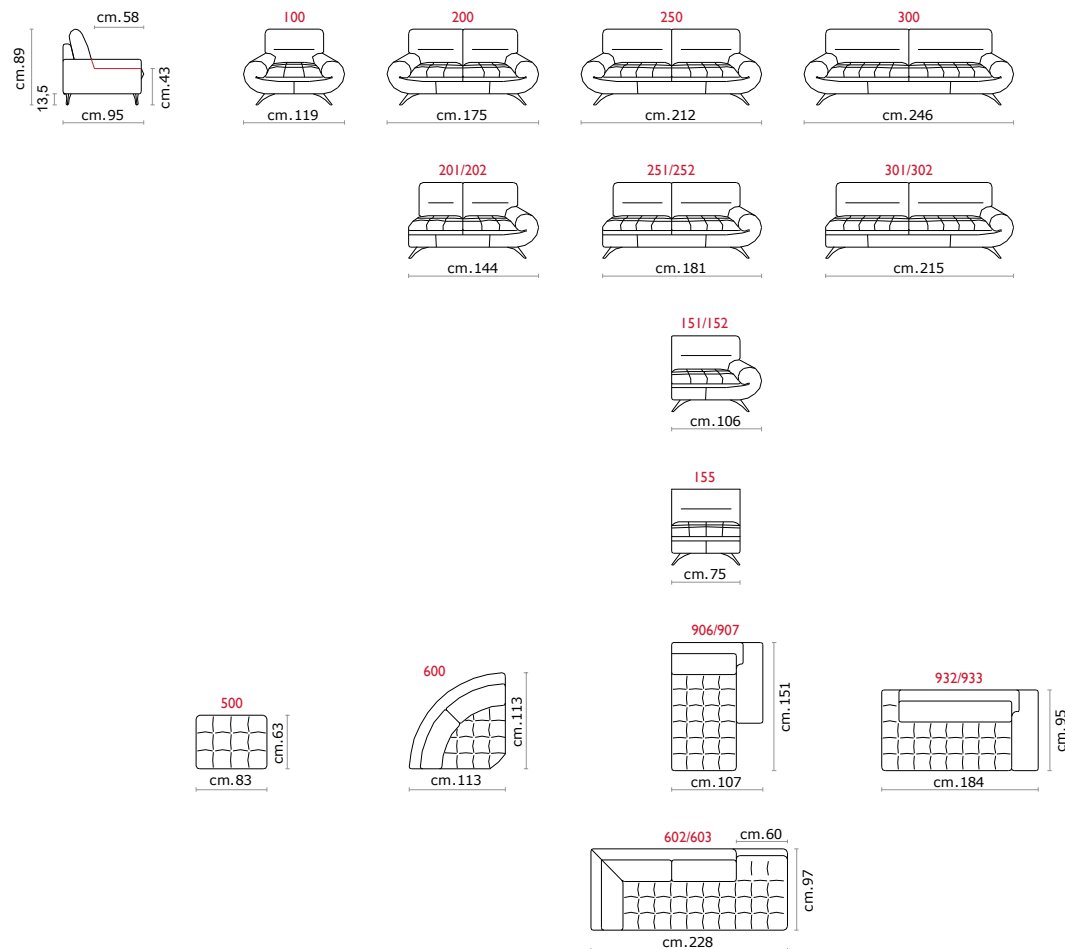
252+602
2 posti maxi 1 braccio + angolo terminale (cm 278x228) in pelle
2 seater maxi 1 arm + terminal corner (cm 278x228) in leather

MADRID

cod. 850

Struttura: Telaio in legno con cinghiatura di sostegno ad elasticità differenziata, rivestito in poliuretano espanso indeformabile.
Imbottiture: Poliuretano indeformabile a doppia densità e ovattato faldato.
Rivestimento: In pelle non sfoderabile.
Piede: Piede in metallo altezza 13,5 cm, in finitura lucida.
Caratteristiche: Il modello è dotato di bordino a colore di contrasto (come da foto). Su richiesta può essere realizzato nello stesso colore del rivestimento.

Structure: Wooden frame fitted with an elasticised webbing suspension, covered with stress resistant undeformable polyurethane foam.
Paddings: Double density polyurethane foam and padding.
Covering: In leather not removable.
Feet: In metal 13,5 cm high, with polish chrome finishing.
Features: This model is provided with contrast piping (as per photo), and upon request it can be in the same color as the covering.



CASTELLO[®]
SOFA
Made in Italy

ALBA

cod. 421



RIVESTIMENTI / COVERING



PELLE
LEATHER



TESSUTO
FABRIC

CARATTERISTICHE STANDARD / STANDARD FEATURES



CUSCINI
A DOPPIA DENSITÀ
DUAL DENSITY
CUSHIONS



POGGIATESTA RECLINABILI
SU TUTTE LE SEDUTE
RECLINING HEADREST
ON ALL SEATS

CARATTERISTICHE OPZIONALI / OPTIONAL FEATURES



RECLINER ELETTRICO
ELECTRIC RECLINER



POGGIATESTA ELETTRICO
SULE SEDUTE CON RECLINER
RECLINING ELECTRIC
HEADREST ON SEATS RCLINER



195+191

poltrona maxi large 1 braccio recliner elettrico + poltrona maxi large 1 braccio (cm 224) in pelle
armchair maxi large 1 arm electric recliner + armchair maxi large 1 arm (cm 224) in leather

ALBA

CASTELLO[®]
SOFA
Made in Italy

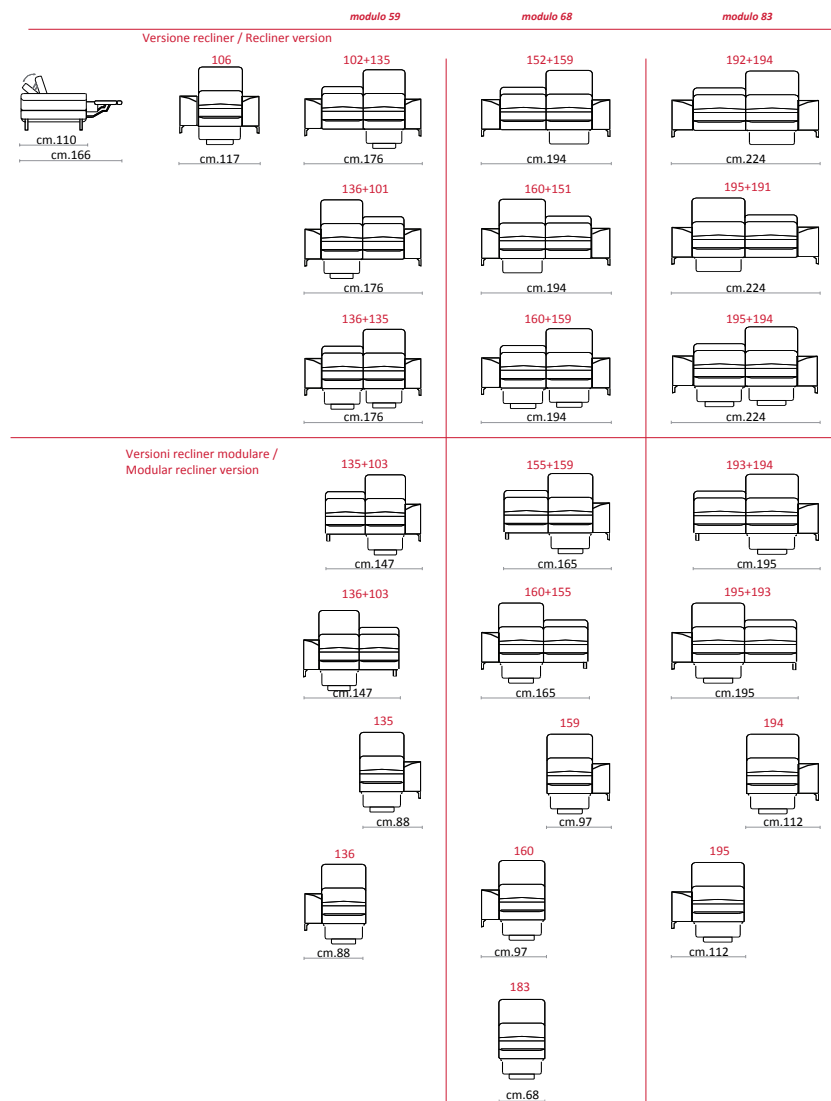
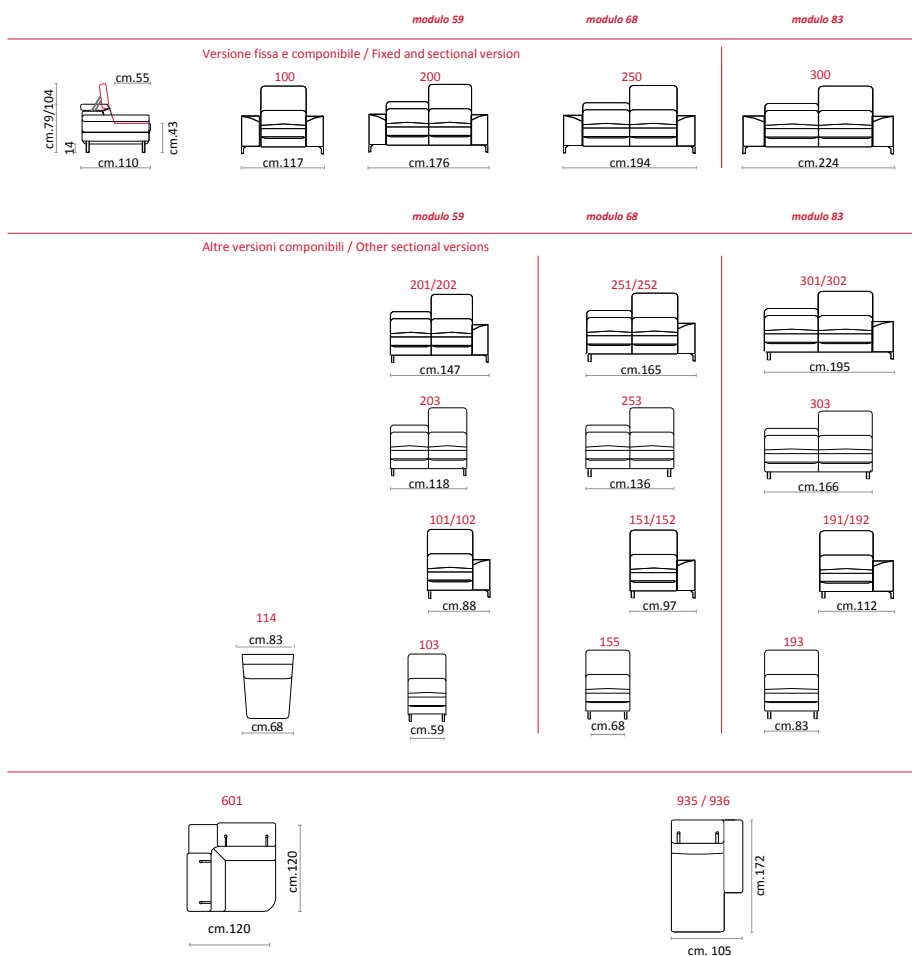


195+114+114+194

poltrona maxi large 1 braccio recliner elettrico + n.2 poltrone trapezio + poltrona maxi large 1 braccio recliner elettrico (cm 390) in pelle
armchair maxi large 1 arm electric recliner + n.2 trapezoidal armchairs + armchair maxi large 1 arm electric recliner (cm 390) in leather

ALBA

cod. 421



Struttura: Telaio in legno con cinghiatura di sostegno ad elasticità differenziata, rivestito in poliuretano espanso indeformabile.

Imbottiture: Poliuretano indeformabile a doppia densità e ovattato faldato.

Rivestimento: In pelle, o in tessuto non sfoderabile.

Caratteristiche: Poggiatesta elettrico solo sulle versioni recliner.

Piede: In metallo altezza 14 cm.

Structure: Wooden frame fitted with an elasticised webbing suspension, covered with stress resistant undeformable polyurethane foam.

Padding: Double density polyurethane foam and padding.

Features: Electric headrest only on versions with recliner.

Covering: In leather or fabric, not removable.

Feet: In metal 14 cm high.

CASTELLO[®]
SOFA
Made in Italy



BELLUNO

cod. 700

RIVESTIMENTI / COVERING



PELLE
LEATHER



TESSUTO
FABRIC

CARATTERISTICHE STANDARD / STANDARD FEATURES



CUSCINI
A DOPPIA DENSITÀ
DUAL DENSITY
CUSHIONS



POGGIATESTA RECLINABILI
SU TUTTE LE SEDUTE
RECLINING HEADREST
ON ALL SEATS

CARATTERISTICHE OPZIONALI / OPTIONAL FEATURES



RECLINER ELETTRICO
ELECTRIC RECLINER



192+193+194

poltrona maxi large 1 braccio + poltrona maxi large senza bracci +
poltrona maxi large 1 braccio recliner elettrico (cm 305) in pelle
armchair maxi large 1 arm + armchair maxi large armless + armchair
maxi large 1 arm electric recliner (cm 305) in leather



350

3 posti maxi (cm 220) in pelle
3 seater maxi (cm 220) in leather

BELLUNO

CASTELLO[®]
SOFA
Made in Italy



195+193+191

poltrona maxi large 1 braccio recliner elettrico + poltrona maxi large senza bracci + poltrona maxi large 1 braccio (cm 305) in pelle
armchair maxi large 1 arm electric recliner + armchair maxi large armless + armchair maxi large 1 arm (cm 305) in leather

BELLUNO

cod. 700

Struttura: Telaio in legno con cinghiatura di sostegno ad elasticità differenziata, rivestito in poliuretano espanso indeformabile.

Imbottiture: Poliuretano indeformabile a doppia densità e ovattato faldato.

Caratteristiche: Poggiatesta con movimento su tutte le sedute con spalliera.

Rivestimento: In pelle, o in tessuto non sfoderabile.

Piede: In metallo altezza 12,5 cm.

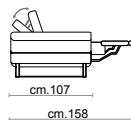
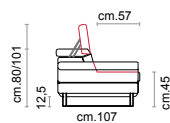
Structure: Wooden frame fitted with an elasticised webbing suspension, covered with stress resistant undeformable polyurethane foam.

Paddings: Double density polyurethane foam and padding.

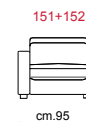
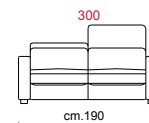
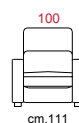
Features: Headrest with adjustable movement on all versions with back.

Covering: In leather or fabric, not removable.

Feet: In metal 12,5 cm high.



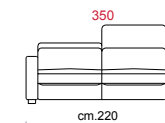


modulo 59
Versione fissa e componibile / Fixed version

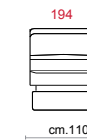
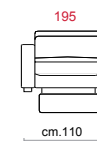
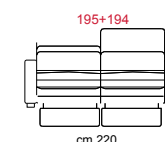
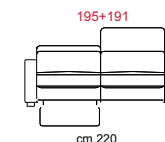
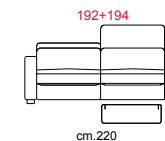
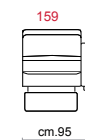
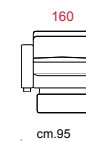
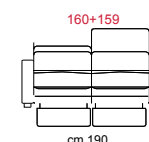
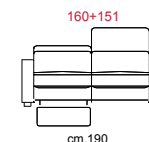
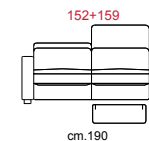
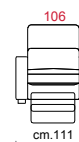


modulo 68

modulo 83



Versioni recliner modulare / Modular recliner version



CASTELLO[®]
SOFA
Made in Italy



BARNI

cod. 701

RIVESTIMENTI / COVERING



PELLE
LEATHER



TESSUTO
FABRIC

CARATTERISTICHE STANDARD / STANDARD FEATURES



CUSCINI
A DOPPIA DENSITÀ
DUAL DENSITY
CUSHIONS

CARATTERISTICHE OPZIONALI / OPTIONAL FEATURES



POGGIATESTA
REMOVIBILE
REMOVABLE
HEADREST



152+155+151
Poltrona maxi 1 braccio + poltrona maxi senza bracci + Poltrona maxi 1 braccio (cm 275) in pelle
Armchair maxi 1 arm + armchair maxi armless + Armchair maxi 1 arm (cm 275) in leather



151+152
Poltrona maxi 1 braccio + Poltrona maxi 1 braccio (cm 190) in pelle
Armchair maxi 1 arm + Armchair maxi 1 arm (cm 190) in leather

BARNI

CASTELLO[®]
SOFA
Made in Italy



129+114+128

*Poltrona trapezio 1 braccio + poltrona trapezio senza bracci + poltrona trapezio 1 braccio (cm 313 x 113) in pelle
Trapezoidal armchair 1 arm + trapezoidal armchair armless + trapezoidal armchair 1 arm (cm 313 x 113) in leather*

BARNI

cod. 701

Struttura: Telaio in legno con cinghiatura di sostegno ad elasticità differenziata, rivestito in poliuretano espanso indeformabile.

Imbottiture: Poliuretano indeformabile a doppia densità e ovattato faldato.

Rivestimento: In pelle, o in tessuto non sfoderabile.

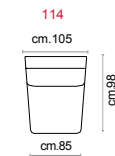
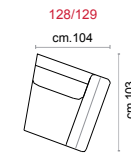
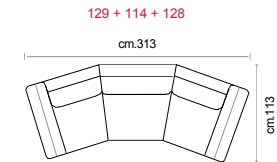
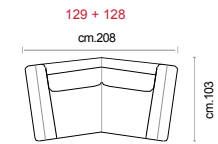
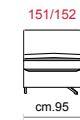
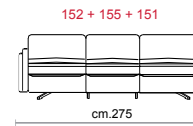
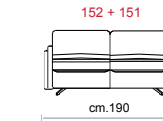
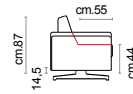
Piede: In metallo altezza 14,5 cm.

Structure: Wooden frame fitted with an elasticised webbing suspension, covered with stress resistant undeformable polyurethane foam.

Paddings: Double density polyurethane foam and padding.

Covering: In leather or fabric, not removable.

Feet: In metal 14,5 cm high.



CASTELLO[®]
SOFA
Made in Italy

BARCELONA

cod. 851

RIVESTIMENTI / COVERING



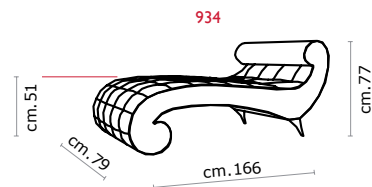
PELLE
LEATHER

CARATTERISTICHE STANDARD / STANDARD FEATURES



CUSCINI
A DOPPIA DENSITÀ
DUAL DENSITY
CUSHIONS





Struttura: Telaio in legno con cinghiatura di sostegno ad elasticità differenziata, rivestito in poliuretano espanso indeformabile.

Imbottiture: Poliuretano indeformabile a doppia densità e ovattato faldato.

Rivestimento: In pelle.

Piede: Piede in metallo altezza 13,5 cm, in finitura lucida.

Caratteristiche: Il modello è dotato di bordino a colore di contrasto (come da foto). Su richiesta può essere realizzato nello stesso colore del rivestimento.

Structure: Wooden frame fitted with an elasticised webbing suspension, covered with stress resistant undeformable polyurethane foam.

Paddings: Double density polyurethane foam and padding.

Covering: In leather, not removable.

Feet: In metal 13,5 cm high, with polish chrome finishing.

Features: This model is provided with contrast piping (as per photo), and upon request in can be in the same colour as the covering.



934
dormeuse (cm 166) in pelle
dormeuse (cm 166) in leather

BARCELLONA

CASTELLO[®]
SOFA
Made in Italy

NELSON

cod. 124



RIVESTIMENTI / COVERING



PELLE
LEATHER

CARATTERISTICHE STANDARD / STANDARD FEATURES



CUSCINI
A DOPPIA DENSITÀ
DUAL DENSITY
CUSHIONS



109
Poltrona (cm 90) in pelle
Armchair (cm 90) in leather

NELSON



109

Poltrona (cm 90) in pelle
Armchair (cm 90) in leather

NELSON

cod. 124

Struttura: Telaio in legno con cinghiatura di sostegno ad elasticità differenziata, rivestito in poliuretano espanso indeformabile.

Imbottiture: Poliuretano indeformabile a doppia densità e ovattato faldato.

Rivestimento: In pelle.

Piede: In legno massello in varie finiture di colore, altezza 15 cm.

Caratteristiche: Cuscino di seduta removibile.

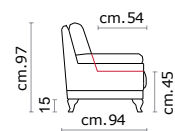
Structure: Wooden frame fitted with an elasticised webbing suspension, covered with stress resistant undeformable polyurethane foam.

Paddings: Double density polyurethane foam and padding.

Covering: In leather.

Feet: In solid wood 15 cm high in different finishings.

Features: Seat cushion is removable.



CASTELLO[®]
SOFA
Made in Italy

SANTIAGO

cod. 130



RIVESTIMENTI / COVERING



PELLE
LEATHER

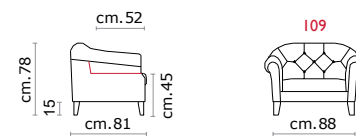
CARATTERISTICHE STANDARD / STANDARD FEATURES



CUSCINI
A DOPPIA DENSITÀ
DUAL DENSITY
CUSHIONS



109
Poltrona (cm 88) in pelle
Armchair (cm 88) in leather



Struttura: Telaio in legno con cinghiatura di sostegno ad elasticità differenziata, rivestito in poliuretano espanso indeformabile.

Imbottiture: Poliuretano indeformabile a doppia densità e ovattato faldato.

Rivestimento: In pelle.

Piede: In legno massello in varie finiture di colore, altezza 15 cm.

Caratteristiche: Cuscino di seduta removibile.

Structure: Wooden frame fitted with an elasticised webbing suspension, covered with stress resistant undeformable polyurethane foam.

Paddings: Double density polyurethane foam and padding.

Covering: In leather.

Feet: In solid wood 15 cm high in different finishings.

Features: Seat cushion is removable.

SANTIAGO

CASTELLO[®]
SOFA
Made in Italy

MATERA

cod. 108



RIVESTIMENTI / COVERING



PELLE
LEATHER

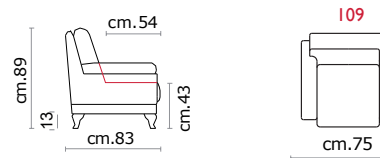
CARATTERISTICHE STANDARD / STANDARD FEATURES



CUSCINI
A DOPPIA DENSITÀ
DUAL DENSITY
CUSHIONS



109
Poltrona (cm 75) in pelle
Armchair (cm 75) in leather



Struttura: Telaio in legno con cinghiatura di sostegno ad elasticità differenziata, rivestito in poliuretano espanso indeformabile.

Imbottiture: Poliuretano indeformabile a doppia densità e ovattato faldato.

Rivestimento: In pelle.

Piede: In legno massello , altezza 13 cm.

Caratteristiche: Cuscino di seduta removibile.

Structure: Wooden frame fitted with an elasticised webbing suspension, covered with stress resistant undeformable polyurethane foam.

Paddings: Double density polyurethane foam and padding.

Covering: In leather.

Feet: In solid wood 13 cm high .

Features: Seat cushion is removable.

MATERA

CASTELLO[®]
SOFA
Made in Italy

TERAMO

cod. 219

RIVESTIMENTI / COVERING



PELLE
LEATHER



TESSUTO
FABRIC

CARATTERISTICHE STANDARD / STANDARD FEATURES



CUSCINI
A DOPPIA DENSITÀ
DUAL DENSITY
CUSHIONS

CARATTERISTICHE OPZIONALI / OPTIONAL FEATURES



RECLINER ELETTRICO
ELECTRIC RECLINER





106
Poltrona con reclinatore elettrico (cm 97) in pelle
Armchair electric recliner (cm 97) in leather

TERAMO

CASTELLO[®]
SOFA
Made in Italy



106
Poltrona con recliner elettrico (cm 97) in pelle
Armchair electric recliner (cm 97) in leather

TERAMO

cod. 219

Struttura: Telaio in legno con cinghiatura di sostegno ad elasticità differenziata, rivestito in poliuretano espanso indeformabile.

Imbottiture: Poliuretano indeformabile a doppia densità e ovattato faldato.

Rivestimento: In pelle, o in tessuto non sfoderabile.

Piede: In legno massello altezza 4 cm. Tinteggiato in diverse finiture di colore, con inserto cromato lucido.

Caratteristiche: Recliner elettrico a comando con il nuovo sistema "Touch".

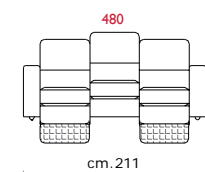
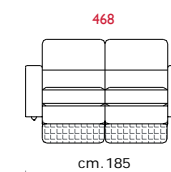
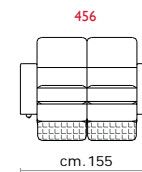
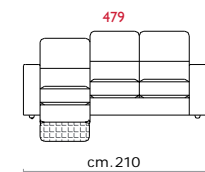
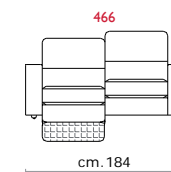
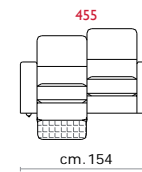
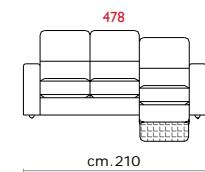
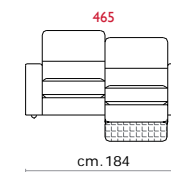
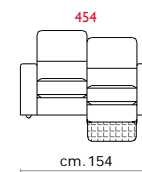
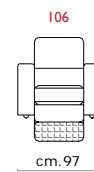
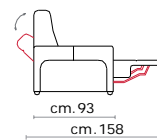
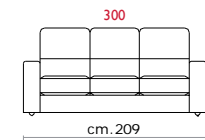
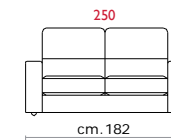
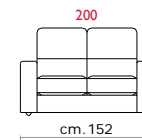
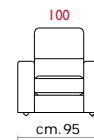
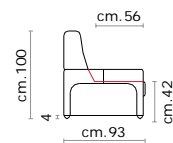
Structure: Wooden frame fitted with an elasticised webbing suspension, covered with stress resistant undeformable polyurethane foam.

Paddings: Double density polyurethane foam and padding.

Covering: In leather, or in fabric not removable.

Feet: In solid wood 4 cm high in different finishes, with chromed trimming.

Features: Electric recliner with a new "Touch" operating button system.



CASTELLO[®]
SOFA
Made in Italy

PROCIDA

cod. 255



RIVESTIMENTI / COVERING



PELLE
LEATHER



TESSUTO
FABRIC

CARATTERISTICHE STANDARD / STANDARD FEATURES



CUSCINI
A DOPPIA DENSITÀ
DUAL DENSITY
CUSHIONS



109
poltrona (cm 75) in tessuto
Armchair (cm 75) in fabric

PROCIDA

CASTELLO[®]
SOFA
Made in Italy



109
poltrona (cm 75) in tessuto
Armchair (cm 75) in fabric

PROCIDA

cod. 255

Struttura: Telaio in legno con cinghiatura di sostegno ad elasticità differenziata, rivestito in poliuretano espanso indeformabile.

Imbottiture: Poliuretano indeformabile a doppia densità e ovattato faldato. Schienale in fibra di poliestere a fiocchi trattato con silicone.

Rivestimento: In pelle o tessuto non sfoderabile.

Piede: In metallo altezza 22 cm colore Titanium Dark.

Caratteristiche: Cuscino di seduta e spalliera removibile.

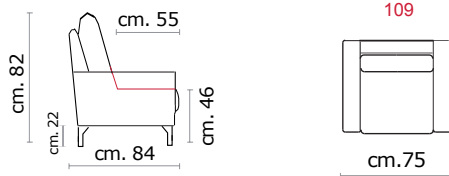
Structure: Wooden frame fitted with an elasticised webbing suspension, covered with stress resistant undeformable polyurethane foam.

Paddings: Double density polyurethane foam and padding. Back cushions in fibre fillings.

Covering: In leather or fabric, not removable.

Feet: In metal 22 cm high colour Titanium Dark

Features: Seat cushion and back are removable.



Colore vernice piede
Colour paint feet



Titanium Dark



CASTELLO[®]
SOFA
Made in Italy

ASTRO

cod. 409



RIVESTIMENTI / COVERING



PELLE
LEATHER



TESSUTO
FABRIC

CARATTERISTICHE STANDARD / STANDARD FEATURES



CUSCINI
A DOPPIA DENSITÀ
DUAL DENSITY
CUSHIONS



POGGIATESTA RECLINABILI
SU TUTTE LE SEDUTE
RECLINING HEADREST
ON ALL SEATS

CARATTERISTICHE OPZIONALI / OPTIONAL FEATURES



RECLINER ELETTRICO
ELECTRIC RECLINER



160+155+602

Poltrona maxi 1 braccio recliner elettrico + Poltrona maxi senza braccio + angolo terminale (cm 287 x 231) in tessuto
Armchair max 1 arm electric recliner + Armchair maxi armless + terminal corner (cm 287 x 231) in fabric

ASTRO

Struttura: Telaio in legno con cinghiatura di sostegno ad elasticità differenziata, rivestito in poliuretano espanso indeformabile.

Imbottiture: Poliuretano indeformabile a doppia densità e ovattato faldato.

Rivestimento: In pelle o in tessuto, non sfoderabile.

Piede: In metallo altezza 12 cm

Caratteristiche: Poggiatesta con movimento su tutte le sedute con spalliera.

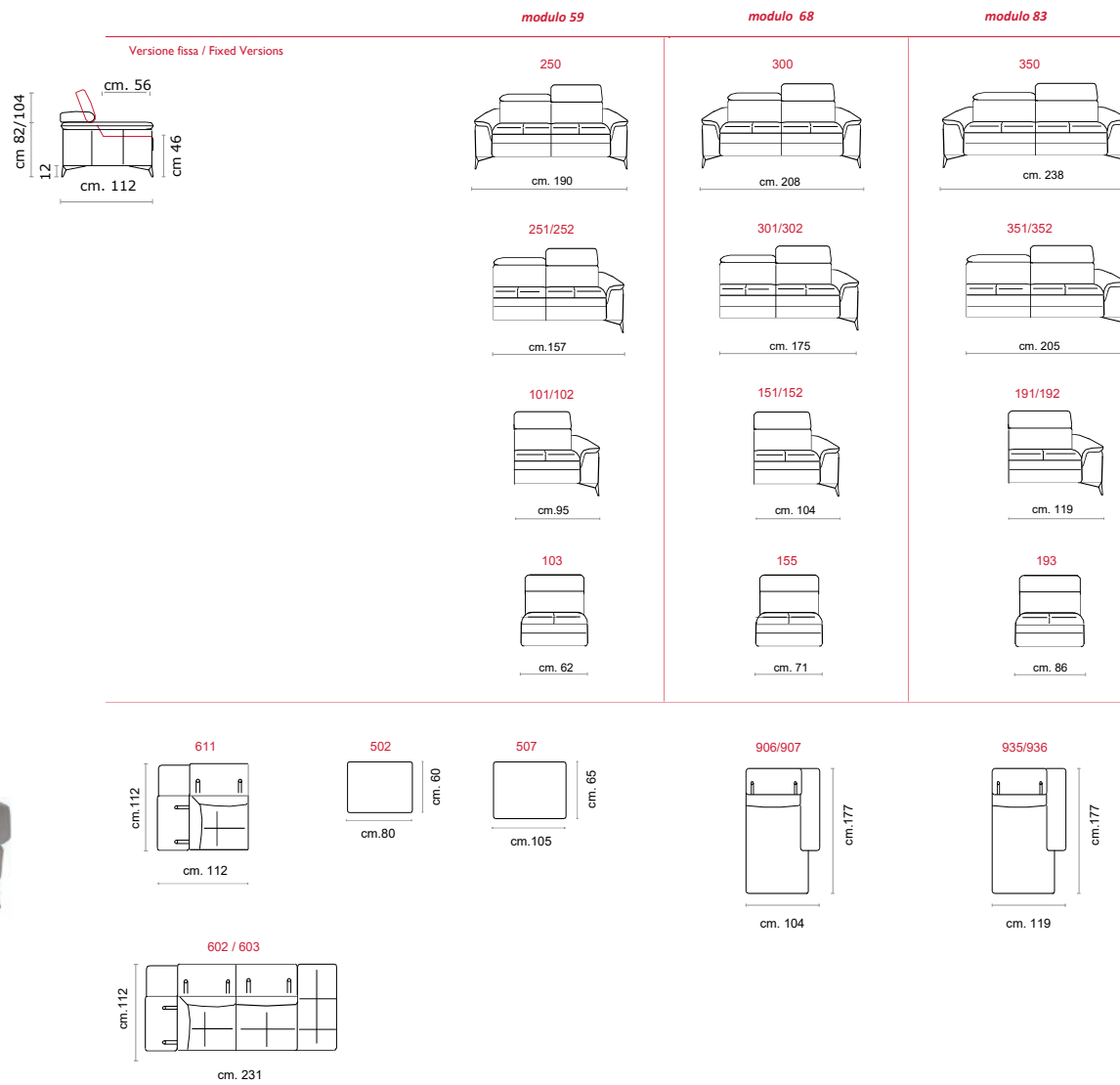
Structure: Wooden frame fitted with an elasticised webbing suspension, covered with stress resistant undeformable polyurethane foam.

Paddings: Double density polyurethane foam and padding.

Covering: In leather or fabric, not removable.

Feet: In metal 12 cm high

Features: Headrest with adjustable movement on all versions with back.



302+602
3 posti 1 braccio + angolo terminale (cm 287 x 231) in tessuto
3seater 1 arm + corner terminal (cm 287 x 231) in fabric

ASTRO

cod. 409

Struttura: Telaio in legno con cinghiatura di sostegno ad elasticità differenziata, rivestito in poliuretano espanso indeformabile.

Imbottiture: Poliuretano indeformabile a doppia densità e ovattato faldato.

Rivestimento: In pelle o in tessuto, non sfoderabile.

Piede: In metallo altezza 12 cm

Caratteristiche: Poggiatesta con movimento su tutte le sedute conspalliera.

Structure: Wooden frame fitted with an elasticised webbing suspension, covered with stress resistant undeformable polyurethane foam.

Paddings: Double density polyurethane foam and padding.

Covering: In leather or fabric, not removable.

Feet: In metal 12 cm high

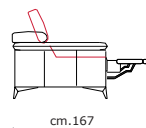
Features: Headrest with adjustable movement on all versions with back.



159+160

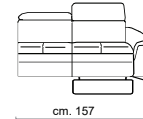
Poltrona maxi 1 braccio recliner elettrico + Poltrona maxi 1 braccio recliner elettrico (cm 208) in pelle
 Armchair maxi 1 arm electric recliner + Armchair maxi 1 arm electric recliner (cm 208) in leather

Versione recliner / Modular Recliner Versions

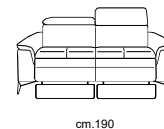


modulo 59

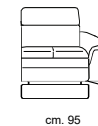
469/470



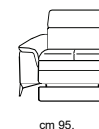
467



135

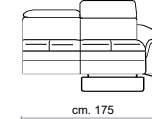


136

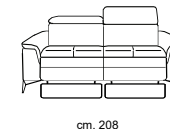


modulo 68

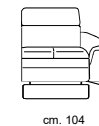
481/482



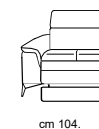
477



159

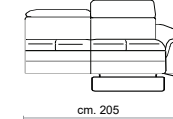


160

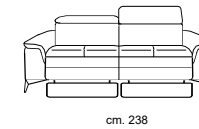


modulo 83

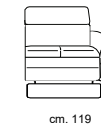
526/527



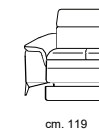
522



194



195



OPTIONAL

Pulsantiera con porta USB
 Button panel with USB



CASTELLO[®]
SOFA
Made in Italy

BALBOA

cod. 478



RIVESTIMENTI / COVERING



PELLE
LEATHER



TESSUTO
FABRIC



COMBINATO
COMBINATED

CARATTERISTICHE STANDARD / STANDARD FEATURES



CUSCINI
A DOPPIA DENSITÀ
DUAL DENSITY
CUSHIONS



SCHIENALI REGOLABILI
SLIDING BACK
CUSHIONS



302+902+998

3 posti 1braccio + Chaise Longue (cm. 269 x 167/176) + optional n.2 poggiatesta, combinato pelle e tessuto
3seater 1arm + Chaise longue (cm 269 x 167/176) + optional n.2 removable headrests in leather and fabric

BALBOA

CASTELLO[®]
SOFA
Made in Italy



300+502
3 posti + pouf rettangolare (cm. 195 + cm.100 x 60) combinato pelle e tessuto
3seater + footstool rectangular (cm 195 + cm 100 x 60) combinated leather and fabric

BALBOA

cod. 478

Struttura: Telaio in legno con cinghiatura di sostegno ad elasticità differenziata, rivestito in poliuretano espanso indeformabile.

Imbottiture: In poliuretano indeformabile a doppia densità e ovattato faldato. Schienale in fibra di poliestere a fiocchi trattato con silicone.

Rivestimento: In pelle, in tessuto o pelle e tessuto combinato non sfoderabile.

Piede: In metallo, altezza 17.5 cm colore Titanium Dark.

Caratteristiche standard: spalliera con traslante manuale.

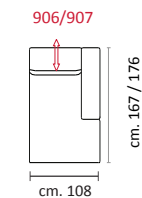
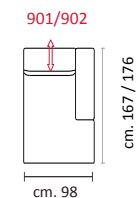
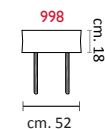
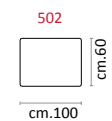
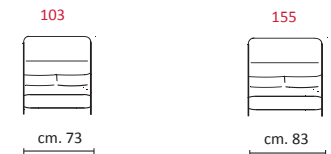
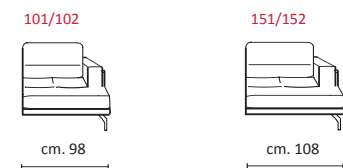
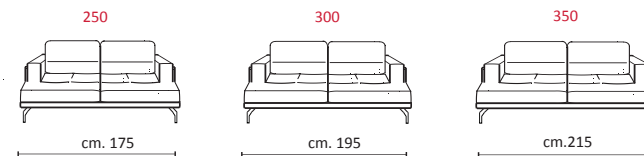
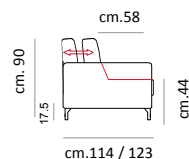
Structure: Wooden frame fitted with an elasticised webbing suspension, covered with stress resistant undeformable polyurethane foam.

Paddings: Double density polyurethane foam and padding. Back cushions in fibre fillings.

Covering: In leather or fabric, or combined leather and fabric not removable.

Feet: In metal 17,5 cm high colour Titanium Dark.

Standard Features: Manual sliding back cushions.



Colore vernice piede
Colour paint feet



Titanium Dark



CASTELLO[®]
SOFA
Made in Italy

BERNARD

cod. 267



RIVESTIMENTI / COVERING



PELLE
LEATHER



TESSUTO
FABRIC

CARATTERISTICHE OPZIONAI / OPTIONAL FEATURES



POGGIATESTA REMOVIBILI
REMOVABLE HEADREST



300 + 200
3 posti + 2 posti (cm 206 x 154) in pelle
3 seater + 2 seater (cm 206 x 154) in leather

BERNARD

CASTELLO[®]
SOFA
Made in Italy



350
3 posti maxi (cm 230) in pelle
3 seater maxi (cm 230) in leather

BERNARD

cod. 267

Struttura: Telaio in legno con cinghiatura di sostegno ad elasticità differenziata, rivestito in poliuretano espanso indeformabile.

Imbottiture: Poliuretano indeformabile e ovattato faldato. Schienali in fibra di poliestere trattato con silicone.

Rivestimento: Non sfoderabile.

Piede: In metallo altezza 13 cm.

Caratteristiche: Poggiatesta sfilabile (cod. 998), il quale aumenta di 12 cm l'altezza del divano (sull'angolo terminale cod. 602/603, si può mettere solo sulla spalliera lato terminale).

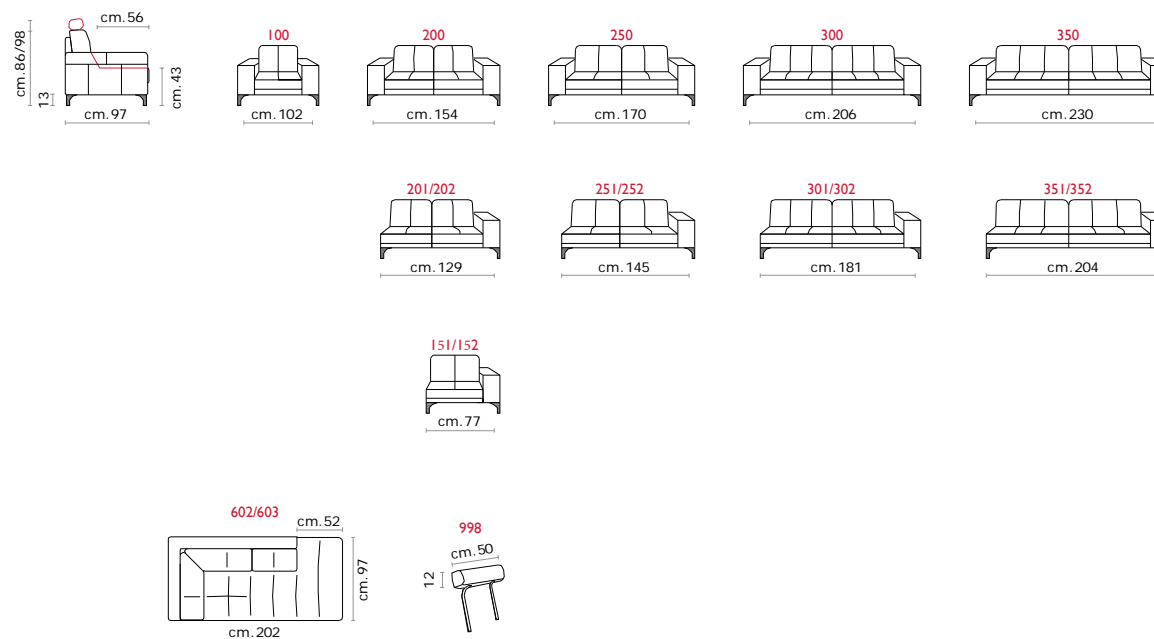
Structure: wooden frame fitted with an elasticised webbing suspension, covered with stress resistant undeformable polyurethane foam.

Paddings: polyurethane foam and padding. Back cushions in fibre filling.

Covering: in leather or fabric, not removable.

Feet: in metal 13 cm high.

Features: Removable headrest (code 998), which makes the sofa higher of 12 cm. (Please note, that on the terminal corner code 602/603, it may positioned only on the terminal side).



CASTELLO[®]
SOFA
Made in Italy

URBAN

cod. 489



RIVESTIMENTI / COVERING



PELLE
LEATHER



TESSUTO
FABRIC

CARATTERISTICHE STANDARD / STANDARD FEATURES



CUSCINI
A DOPPIA DENSITÀ
DUAL DENSITY
CUSHIONS



SCHIENALI REGOLABILI
SLIDING BACK
CUSHIONS

CARATTERISTICHE OPZIONALI / OPTIONAL FEATURES



SCHIENALI REGOLABILI
ELETTRICI
ELECTRIC SLIDING BACK
CUSHIONS



192+193+601+191+998

Poltrona maxi large 1braccio+poltrona maxi large senza braccio+angolo quadro aperto+poltrona maxi large 1braccio (cm.334 x 242) in pelle + optional poggiatesta estraibile (cm.58 x 24);
armchair maxi large 1arm + armchair maxi large armless + open corner + armchair maxi large 1arm (cm 334 x 242) in leather + optional removable headrests (cm 58 x 24)

URBAN

CASTELLO[®]
SOFA
Made in Italy



192+193+601+191+998

Poltrona maxi large 1braccio+poltrona maxi large senza braccio+angolo quadro aperto+poltrona maxi large 1braccio (cm.334 x 242) in pelle + optional poggiatesta estraibile (cm.58 x 24);
armchair maxi large 1arm + armchair maxi large armless + open corner + armchair maxi large 1arm (cm 334 x 242) in leather + optional removable headrests (cm 58 x 24)

URBAN

cod. 489

Struttura: Telaio in legno con cinghiatura di sostegno ad elasticità differenziata, rivestito in poliuretano espanso indeformabile.

Imbottiture: In poliuretano indeformabile a doppia densità e ovattato faldato.

Rivestimento: In pelle, o in tessuto non sfoderabile.

Caratteristiche Standard: spalliera con traslante manuale

Piede: base in n metallo, altezza 15.

Optional: Traslante elettrico su tutte le versioni.

Structure: Wooden frame fitted with an elasticised webbing suspension, covered with stress resistant undeformable polyurethane foam.

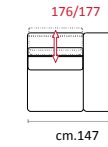
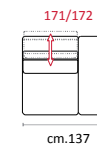
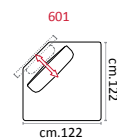
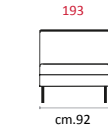
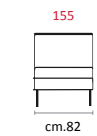
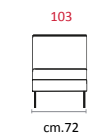
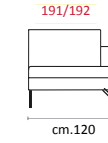
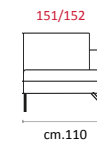
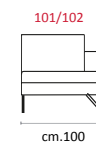
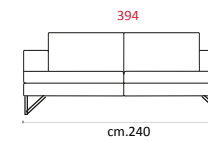
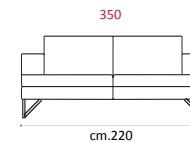
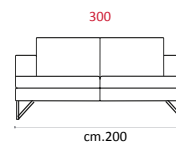
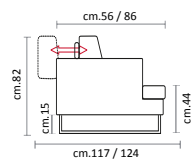
Paddings: In double density polyurethane foam and padding.

Covering: In leather, or in fabric not removable.

Standard Features: manual sliding back cushions

Feet: Metal feet, 15 cm high.

Optional: Electric sliding back cushions.



CASTELLO[®]
SOFA
Made in Italy

MASERATI

cod. 708



RIVESTIMENTI / COVERING



PELLE
LEATHER



TESSUTO
FABRIC

CARATTERISTICHE STANDARD / STANDARD FEATURES



CUSCINI
A DOPPIA DENSITÀ
DUAL DENSITY
CUSHIONS



300
3 posti (cm.200) in pelle;
3seater (cm 200) in leather

MASERATI

CASTELLO[®]
SOFA
Made in Italy



300
3 posti (cm.200) in pelle;
3seater (cm 200) in leather

MASERATI

cod. 708

Struttura: Telaio in legno con cinghiatura di sostegno ad elasticità differenziata, rivestito in poliuretano espanso indeformabile.

Imbottiture: Poliuretano indeformabile a doppia densità e ovattato faldato.

Rivestimento: In pelle, o in tessuto non sfoderabile.

Piede: In metallo altezza 13,5 cm in metallo finitura lucida.

Caratteristiche: Cuscino bracciolo (cod.832) imbottitura in piuma.

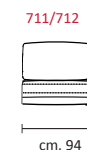
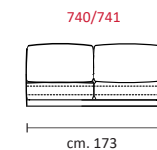
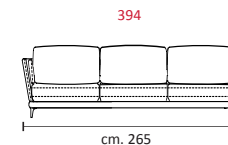
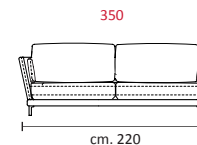
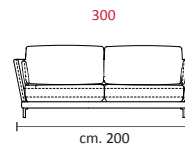
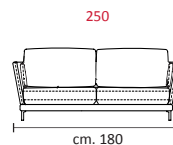
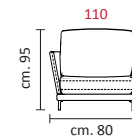
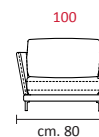
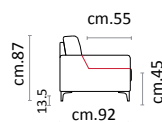
Structure: Wooden frame fitted with an elasticised webbing suspension, covered with stress resistant undeformable polyurethane foam.

Paddings: Double density polyurethane foam and padding.

Covering: In leather or fabric, not removable.

Feet: In metal 13,5 cm high, with polish chrome finishings.

Features: Armrest cushions (code 832) feather padding.



CASTELLO[®]
SOFA
Made in Italy



SOAVE

cod. 408

RIVESTIMENTI / COVERING



PELLE
LEATHER



TESSUTO
FABRIC

CARATTERISTICHE STANDARD / STANDARD FEATURES



CUSCINI
A DOPPIA DENSITA'
DUAL DENSITY
CUSHIONS



POGGIATESTA RECLINABILI
SU TUTTE LE SEDUTE
RECLINING HEADREST
ON ALL SEATS

CARATTERISTICHE OPZIONALI / OPTIONAL FEATURES



RECLINER ELETTRICO
ELECTRIC RECLINER



160+155+901

Poltrona maxi 1 braccio recliner elettrico + poltrona maxi senza braccio + chaise longue (cm.276x173) in pelle;
Armchair maxi 1 arm electric recliner + armchair maxi armless + chaise longue (cm 276x173) in leather

SOAVE

Struttura: Telaio in legno con cinghiatura di sostegno ad elasticità differenziata, rivestito in poliuretano espanso indeformabile.
Imbottiture: Poliuretano indeformabile a doppia densità e ovattato faldato.

Rivestimento: In pelle o in tessuto, non sfoderabile.

Piede: In metallo altezza 12cm.

Caratteristiche: Poggiatesta con movimento su tutte le sedute con spalliera.

Structure: Wooden frame fitted with an elasticised webbing suspension, covered with stress resistant undeformable polyurethane foam.

Paddings: Double density polyurethane foam and padding.

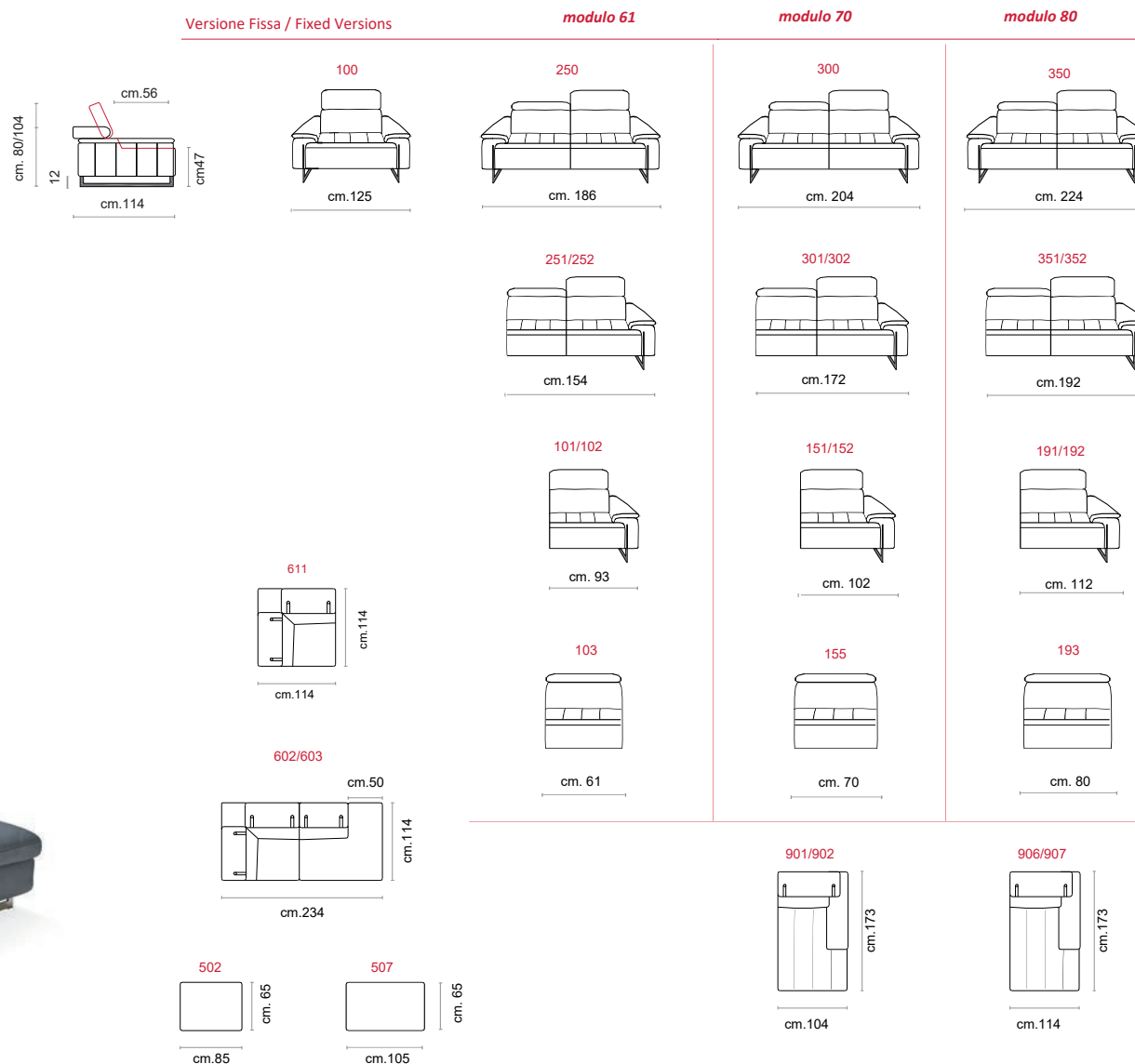
Covering: In leather or fabric, not removable.

Feet: In metal 12 cm high.

Features: Headrest with adjustable movement on all versions with back.



Versione Fissa / Fixed Versions



302+602
3 posti 1 braccio + angolo terminale (cm. 286 x 234) in pelle
3seater 1 arm + corner terminal (cm 286 x 234) in leather

SOAVE

cod. 408

Struttura: Telaio in legno con cinghiatura di sostegno ad elasticità differenziata, rivestito in poliuretano espanso indeformabile.

Imbottiture: Poliuretano indeformabile a doppia densità e ovattato faldato.

Rivestimento: In pelle o in tessuto, non sfoderabile.

Piede: In metallo altezza 12cm.

Caratteristiche: Poggiatesta con movimento su tutte le sedute con spalliera.

Structure: Wooden frame fitted with an elasticised webbing suspension, covered with stress resistant undeformable polyurethane foam.

Paddings: Double density polyurethane foam and padding.

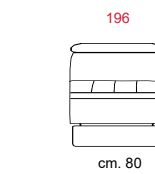
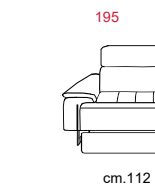
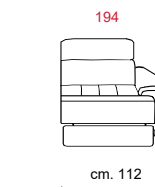
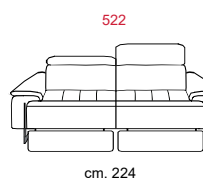
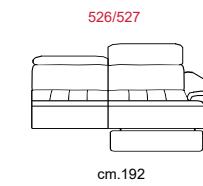
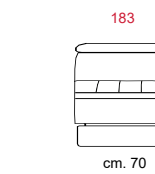
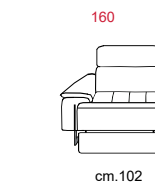
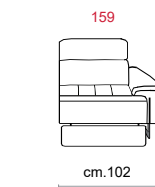
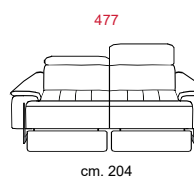
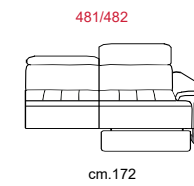
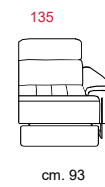
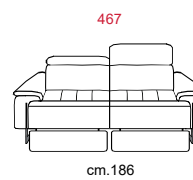
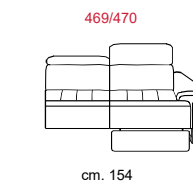
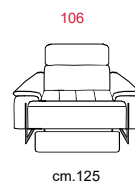
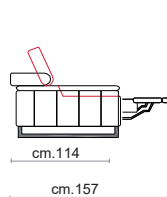
Covering: In leather or fabric, not removable.

Feet: In metal 12 cm high.

Features: Headrest with adjustable movement on all versions with back.



Versioni Recliner modulari Modular Recliner Versions



OPTIONAL
Pulsantiera con porta USB
Button panel with USB



477

Poltrona maxi 1 braccio recliner elettrico + poltrona maxi 1 braccio recliner elettrico (cm. 204) in pelle
Armchair max 1 arm electric recliner + armchair max 1 arm electric recliner (cm 204) in leather

CASTELLO[®]
SOFA
Made in Italy

SMILE

cod. 406

RIVESTIMENTI / COVERING



PELLE
LEATHER



TESSUTO
FABRIC

CARATTERISTICHE STANDARD / STANDARD FEATURES



CUSCINI
A DOPPIA DENSITA'
DUAL DENSITY
CUSHIONS



POGGIATESTA RECLINABILI
SU TUTTE LE SEDUTE
RECLINING HEADREST
ON ALL SEATS

CARATTERISTICHE OPZIONALI / OPTIONAL FEATURES



RECLINER ELETTRICO
ELECTRIC RECLINER





477

Poltrona maxi 1 braccio recliner elettrico + poltrona maxi 1 braccio recliner elettrico (cm. 196) in pelle
Armchair max 1 arm electric recliner + armchair max 1 arm electric recliner (cm 196) in leather

SMILE

SMILE

cod. 406

Struttura: Telaio in legno con cinghiatura di sostegno ad elasticità differenziata, rivestito in poliuretano espanso indeformabile.

Imbottiture: Poliuretano indeformabile a doppia densità e ovattato faldato.

Rivestimento: In pelle o in tessuto, non sfoderabile.

Piede: In metallo altezza 12,5 in Titanium Dark

Caratteristiche: Poggiatesta con movimento su tutte le sedute con spalliera.

Structure: Wooden frame fitted with an elasticised webbing suspension, covered with stress resistant undeformable polyurethane foam.

Paddings: Double density polyurethane foam and padding.

Covering: In leather or fabric, not removable.

Feet: In metal 12,5 cm high in Titanium Dark colour.

Features: Headrest with adjustable movement on all versions with back.



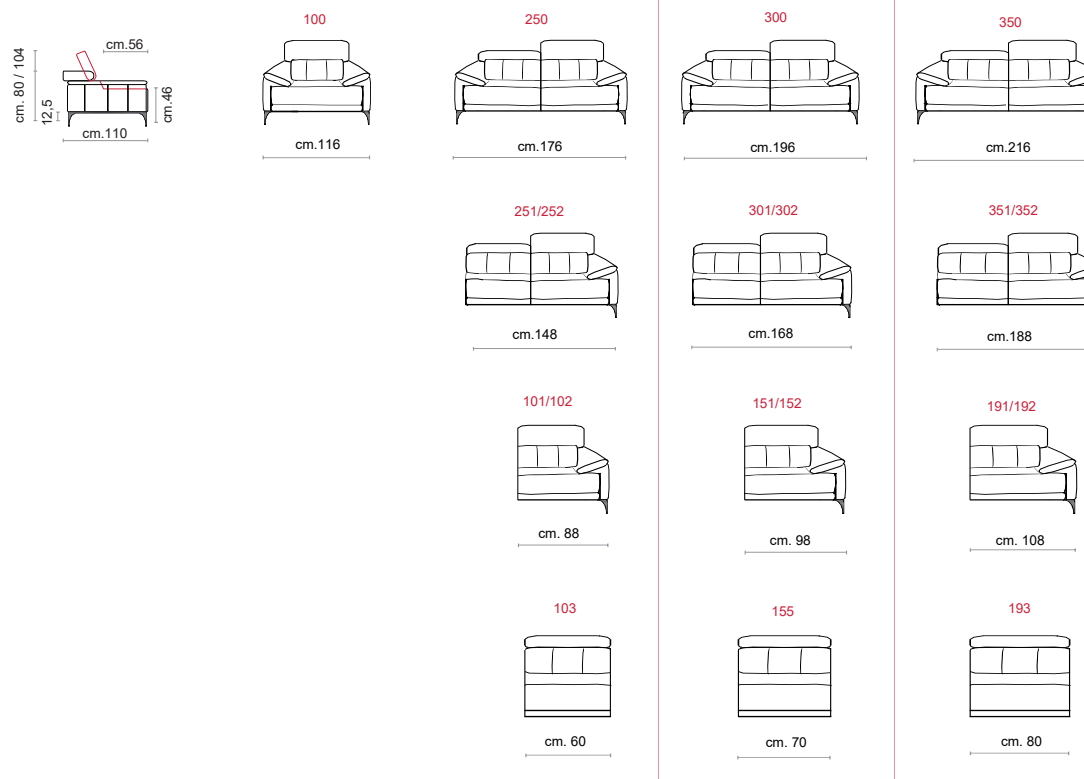
300
3 posti (cm. 196) in pelle
3seater (cm 196) in leather

Versione Fissa / Fixed Version

modulo 60

modulo 70

modulo 80



Colore vernice piede
Colour paint feet



Titanium Dark

SMILE

cod. 406

Struttura: Telaio in legno con cinghiatura di sostegno ad elasticità differenziata, rivestito in poliuretano espanso indeformabile.

Imbottiture: Poliuretano indeformabile a doppia densità e ovattato faldato.

Rivestimento: In pelle o in tessuto, non sfoderabile.

Piede: In metallo altezza 12,5 in Titanium Dark.

Caratteristiche: Poggiatesta con movimento su tutte le sedute con spalliera.

Structure: Wooden frame fitted with an elasticised webbing suspension, covered with stress resistant undeformable polyurethane foam.

Paddings: Double density polyurethane foam and padding.

Covering: In leather or fabric, not removable.

Feet: In metal 12,5 cm high in Titanium Dark colour.

Features: Headrest with adjustable movement on all versions with back.

Colore vernice piede
Colour paint feet



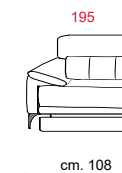
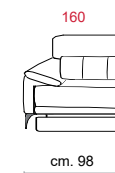
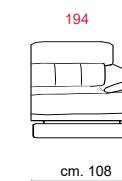
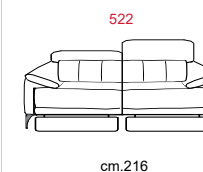
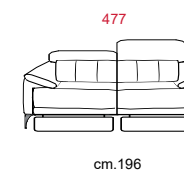
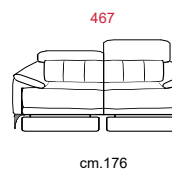
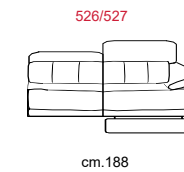
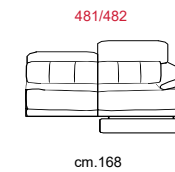
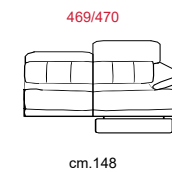
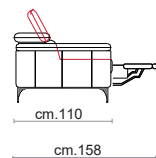
Titanium Dark

Versioni Recliner Modulari
Modular Recliner Versions

modulo 60

modulo 70

modulo 80



CASTELLO[®]
SOFA
Made in Italy



SONDRIO

cod. 373

RIVESTIMENTI / COVERING



PELLE
LEATHER



TESSUTO
FABRIC

CARATTERISTICHE STANDARD / STANDARD FEATURES



CUCITURA PUNTO SELLA
PUNTO SELLA STITCHING

CARATTERISTICHE OPZIONALI / OPTIONAL FEATURES



VERSIONE LETTO
BED VERSION



300
3 posti (cm.205) + cuscino C13-800 in tessuto ;
3seater (cm 205) + scatter cuscion C13-800 in fabric

SONDRIO



320
3 posti letto (cm.205) in tessuto;
3 seater bed (cm 205) in fabric

SONDRIO

cod. 373

Struttura: Telaio in legno con cinghiatura di sostegno ad elasticità differenziata, rivestito in poliuretano espanso indeformabile.

Imbottiture: Poliuretano indeformabile e ovattato faldato.

Rivestimento: In pelle o in tessuto, non sfoderabile.

Piede: base in metallo H 8 cm colore Titanium Dark

Caratteristiche letto: Meccanismo con apertura sincronizzata mediante ribaltamento della spalliera. Piano letto ortopedico con rete elettrosaldata e cinghie elastiche sulla seduta.

Materasso in poliuretano altezza 16 cm, misura utile per dormire 195 cm. Durante il ribaltamento, cuscini di seduta e schienale aganciati alla rete letto.

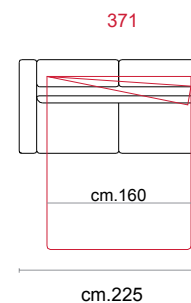
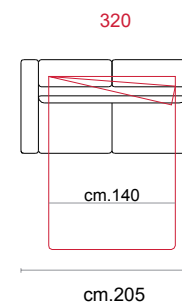
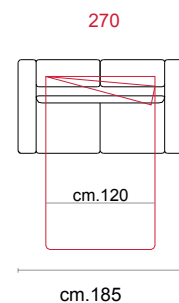
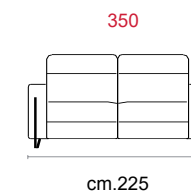
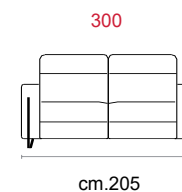
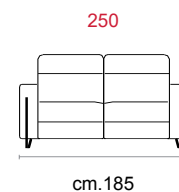
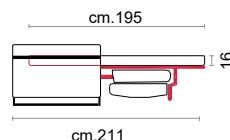
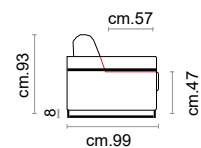
Structure: Wooden frame fitted with an elasticised webbing suspension, covered with stress resistant undeformable polyurethane foam.

Paddings: Double density polyurethane foam and padding.

Covering: leather or fabric, not removable.

Feet: metal base cm 8 high, Titanium Dark color

Bed features: Mechanism featuring synchronized tipping back opening. Electro-welded mesh orthopaedic bed with elastic belts on the seat. Mattress in polyurethane 16 cm. high. Sleeping dimensions 195 cm. Seat and back cushions attached to the bed mechanism during the opening.



Colore vernice piede
Color paint feet



Titanium Dark

BRENTA

cod. 235



RIVESTIMENTI / COVERING



PELLE
LEATHER



TESSUTO
FABRIC

CARATTERISTICHE STANDARD / STANDARD FEATURES



CUSCINI
A DOPPIA DENSITÀ
DUAL DENSITY
CUSHIONS



RECLINER ELETTRICO
ELECTRIC RECLINER



106
Poltrona con reclinatore elettrico (cm 79) in pelle
Armchair electric recliner (cm 79) in leather

BRENTA

BRENTA

cod. 235

Struttura: Telaio in legno e metallo con cinghiatura di sostegno ad elasticità differenziata, rivestito in poliuretano espanso indeformabile.

Imbottiture: Poliuretano indeformabile a doppia densità e ovattato faldato.

Rivestimento: In pelle, o in tessuto non sfoderabile.

Piede: In metallo.

Caratteristiche: Recliner elettrico a comando con il nuovo sistema "Touch".

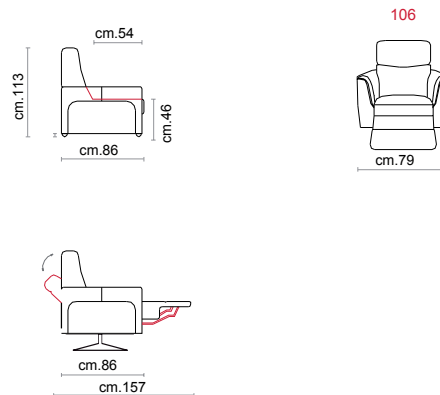
Structure: Wooden frame fitted and metal with an elasticised webbing suspension, covered with stress resistant undeformable polyurethane foam.

Paddings: Double density polyurethane foam and padding.

Covering: In leather, or in fabric not removable.

Feet: In metal.

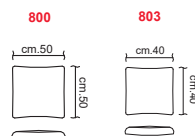
Features: Electric recliner with a new "Touch" operating button system.



106

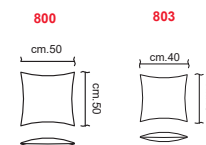
Poltrona con recliner elettrico (cm 157) in pelle
Armchair electric recliner (cm 157) in leather

C04



IMBOTTITURA in fiocco (C04).
RIVESTIMENTO in pelle o tessuto sfoderabile.
PADDINGS in fibre filling (C04).
COVERING in leather or removable fabric.

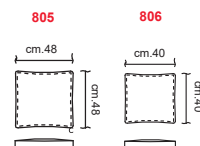
C13



IMBOTTITURA in fiocco (C13).
RIVESTIMENTO in pelle o tessuto sfoderabile.
PADDINGS in fibre filling (C13).
COVERING in leather or removable fabric.

C12

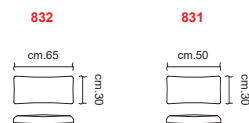
Cucitura Casual//Stitching Casual*



IMBOTTITURA in fiocco (C12).
RIVESTIMENTO in pelle o tessuto sfoderabile.
PADDINGS in fibre filling (C12).
COVERING in leather or removable fabric.

C04

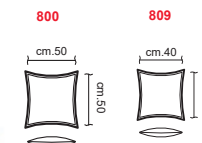
Rettangolare / Rectangulair



IMBOTTITURA in fiocco (C04).
RIVESTIMENTO in pelle o tessuto sfoderabile.
PADDINGS in fibre filling (C04).
COVERING in leather or removable fabric.

C13

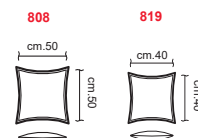
Cucitura Pizzicata/Stitching Pizzicata



IMBOTTITURA in fiocco (C13).
RIVESTIMENTO in pelle o tessuto sfoderabile.
PADDINGS in fibre filling (C13).
COVERING in leather or removable fabric.

C13

con Bordino/Piping Around*



IMBOTTITURA in fiocco (C13).
RIVESTIMENTO in pelle o tessuto sfoderabile.
PADDINGS in fibre filling (C13).
COVERING in leather or removable fabric.

* Note: nell'ordine specificare il tipo di cucitura.
 * Note: specify the type of stitching in the order

FLEX

Materasso con lastra in poliuretano espanso densità 28 Kg/m³ elastico. Tessuto di rivestimento "Streach Losangato" gr. 170 mq. Fascia laterale 3D traspirante blu che consente una perfetta aerazione del materasso. Bordino grigio, etichetta Made in Italy. **Spessore del materasso H12.**

*Mattress with polyurethane foam density 28 Kg / m³ elastic. "Streach Losangato" covering fabric gr. 170 sqm. 3d Breathable blue side band that allows perfect ventilation of the mattress. Gray piping, Made in Italy label. **Mattress thickness H12.***



MATERASSO IN TESSUTO STRETCH
MATTRESS IN FABRIC STREACH

FLEX MEMO

Materasso con lastra in poliuretano espanso poro aperto densità 35 EP Kg/m³ che consente di accogliere perfettamente il corpo. Tessuto di rivestimento 100% poliestere gr. 500 mq, tipologia Silver losangato a quadri. Fascia laterale 3D traspirante blu che consente una perfetta aerazione del materasso. Bordino grigio, etichetta Made in Italy. **Spessore del materasso H12.** Questo materasso garantisce un elevato comfort ergonomico con un buon rapporto qualità prezzo.

*Mattress with open pore polyurethane foam density 35 EP Kg / m³ which allows to perfectly accommodate the body. 100% polyester lining fabric gr. 500 sqm, type Silver with diamond pattern. 3D Breathable blue side band that allows a perfect ventilation of the mattress. Gray piping, Made in Italy label. **Mattress thickness H12.** This mattress guarantees a high ergonomic comfort with good value for money.*



MATERASSO IN TESSUTO STRETCH
MATTRESS IN FABRIC STREACH

FLEX TOP AIR

Materasso con lastra in poliuretano espanso poro aperto densità 43 Kg/m³. Tessuto di rivestimento 100% poliestere Stretch gr. 360 mq. Fascia laterale in tessuto 3D traspirante che consente una perfetta aerazione del materasso. **Spessore del materasso H12.** Questo materasso è **adatto ad un utilizzo quotidiano** grazie alla elevata resilienza del suo poliuretano espanso che dà sostegno al corpo.

*Mattress with open pore polyurethane foam density 43 Kg / m³. 100% Stretch polyester lining fabric gr. 360 sqm. Side band in 3D breathable fabric that allows perfect ventilation of the mattress. **Mattress thickness H12.** This mattress **is suitable for daily use** thanks to the high resilience of its polyurethane foam which gives support to the body.*



MATERASSO IN TESSUTO STRETCH
MATTRESS IN FABRIC STREACH

FLEX TOPPER

Materasso con lastra in poliuretano espanso densità 28 Kg/m³ elastico. TOPPER gr. 250 mq lavabile. Tessuto di rivestimento "Stretch Losangato" gr.170 mq. **Spessore del materasso H12.**

*Mattress with elastic polyurethane foam sheet, density 28 Kg/m³. TOPPER gr. 250 mq washable. "Stretch Losangato" covering fabric, 170 g mq. **Mattress thickness H12.***



MATERASSO IN TESSUTO STRETCH
MATTRESS IN FABRIC STREACH

MATERASSI H 12cm

Materasso con lastra in poliuretano espanso densità 26 Kg/m³ elastico. Tessuto di rivestimento "Streach Losangato" gr. 170 mq. Fascia laterale 3D traspirante blu che consente una perfetta aerazione del materasso. Bordino grigio, etichetta Made in Italy. **Spessore del materasso H16.**

*Mattress with elastic polyurethane foam density 26 Kg / m³. "Streach Losangato" fabric covering gr. 170 sqm. 3D Breathable blue side band that allows a perfect ventilation of the mattress. Gray piping, Made in Italy label. **Mattress thickness H16.***

COMFORT MAXI



MATERASSO IN TESSUTO STREACH
MATTRESS IN FABRIC STREACH

COMFORT MAXI DOUBLE

Materasso a doppia densità con lastra in poliuretano espanso poro aperto densità 26 Kg/m³ e memory. Tessuto di rivestimento "Dry Sleep" gr. 190 mq. **Spessore del materasso H16.** Questo materasso è **adatto ad un utilizzo quotidiano** grazie alla elevata resilienza del suo poliuretano espanso che dà sostegno al corpo.

*Double density mattress with open pore polyurethane foam sheet density 26 Kg/m³ and memory. "Dry Sleep" lining fabric gr. 190 mq. **Mattress thickness H16.** This mattress is **suitable for daily use** thanks to the high resilience of its polyurethane foam which gives support to the body.*



MATERASSO IN TESSUTO STREACH
MATTRESS IN FABRIC STREACH

COMFORT MAXI MEMO

Materasso con lastra in poliuretano espanso poro aperto densità 26 Kg/m³. Tessuto di rivestimento 100% poliestere gr. 500 mq, tipologia Streach bianco piazzato a quadri. Fascia laterale 3D traspirante blu che consente una perfetta aerazione del materasso. Bordino grigio, etichetta Made in Italy. **Spessore del materasso H16.**

Mattress with open pore polyurethane foam with density of 26 Kg / m³. 100% polyester lining fabric gr. 500 sqm, white Streach type placed in squares. 3D Breathable blue side band that allows a perfect ventilation of the mattress. Gray piping, Made in Italy label.
Mattress thickness H16.



MATERASSO IN TESSUTO STREACH
MATTRESS IN FABRIC STREACH

COMFORT MAXI TOP AIR

Materasso con lastra in poliuretano espanso poro aperto densità 43 Kg/m³. Tessuto di rivestimento 100% poliestere Streach gr. 360 mq. Fascia laterale in tessuto 3D che consente una perfetta aerazione del materasso. **Spessore del materasso H16.** Questo materasso è **adatto ad un utilizzo quotidiano** grazie alla elevata resilienza del suo poliuretano espanso che dà sostegno al corpo.

*Mattress with open pore polyurethane foam density 43 Kg / m³. 100% Streach polyester lining fabric gr. 360 sqm. Side band in 3D fabric that allows perfect ventilation of the mattress. **Mattress thickness H16.** This mattress **is suitable for daily use** thanks to the high resilience of its polyurethane foam which gives support to the body.*



MATERASSO IN TESSUTO STREACH
MATTRESS IN FABRIC STREACH

MATERASSI H 16cm

CASTELLO[®]
SOFA
Made in Italy

www.castellosofa.com

AGG. 9 AGOSTO 2024