



CASTELLO[®]
SOFA
Made in Italy

DORMIBENE
COLLEZIONE
DIVANI
LETTO



Certificato del sistema di gestione per la qualità ISO 9001:2015 - n° 17390
Quality Management System Certification ISO 9001:2015 – n° 17390







CASTELLO[®]
SOFA
Made in Italy

PASSIONE, ESPERIENZA, ARTIGIANALITÀ

"Parole distintive che ci accompagnano sin dall'inizio di questa avventura: Castello Sofà é una Azienda 100% italiana che nasce nel 2014, frutto di un'approfondita conoscenza produttiva abbinata all'entusiasmo di un Management giovane e competente."

La nostra produzione di divani e poltrone si basa su elevati standard qualitativi, combinati all'utilizzo delle tecnologie più avanzate; l'eccellenza delle materie prime, la ricerca del design più innovativo, l'utilizzo dei pellami più pregiati e dei tessuti più raffinati, sono questi gli elementi della nostra storia di successo.

PASSION, EXPERIENCE, CRAFTSMANSHIP

"Distinctive words that represents us since the beginning of our journey: Castello Sofà is a "100% Italian" company born in 2014 from the deep understanding of the product and the enthusiasm of the mix between young and expert management."

Our production of sofas and armchairs combines high qualitative standards and the use of the most advance technologies.

Top quality row materials, the usage of the finest leathers and the best fabrics are the elements that lead us to a successful story.

A young woman with long, wavy brown hair is lying on her back on a white sofa. She is smiling broadly, showing her teeth, and has her eyes closed. Her hands are clasped behind her head, and her arms are bent at the elbows. The background is a bright, overexposed white wall, creating a soft, airy atmosphere. The overall mood is relaxed and happy.

CASTELLO[®]
SOFA
Made in Italy



ASTI
pag.20



CHIARA SLIM
pag.44



GARDEN
pag.100



TRENTO
pag.68



BARRIO
pag.8



CHIETI
pag.108



IRIS
pag.32



VALENCIA
pag.88



BERGAMO
pag.48



CINZANO
pag.80



LAGO
pag.12



MATERASSI
pag.137



BIELLA
pag.28



CORMANO
pag.56



LISBONA
pag.16



BOLSENA
pag.112



CORVARA
pag.104



LODI
pag.40



BROLO
pag.84



CREMONA
pag.72



MAGENTA
pag.52



CARPI
pag.24



DAVOLI
pag.124



MONTELLO
pag.60



CAVA
pag.116



DELIA
pag.128



MONZA
pag.92



CESATE
pag.132



DOLO
pag.120



PAVIA
pag.76



CHIARA
pag.64



ELEGANCE
pag.36



SONDRIO
pag.96





CASTELLO[®]
SOFA
Made in Italy



COVERING



LEATHER



FABRIC

STANDARD FEATURES



RECLINING HEADREST
ON ALL SEATS

OPTIONAL FEATURES...



BED VERSION

Struttura: Telaio in legno con cinghiatura di sostegno ad elasticità differenziata, rivestito in poliuretano espanso indeformabile.

Imbottiture: Poliuretano indeformabile a doppia densità e ovattato faldato.

Rivestimento: In pelle o in tessuto, non sfoderabile.

Piede: In metallo altezza 12,5 cm colore nero opaco.

Caratteristiche letto: Meccanismo con apertura sincronizzata mediante ribaltamento della spalliera. Piano letto ortopedico con rete elettrosaldata e cinghie elastiche sulla seduta. Materasso in poliuretano altezza 12 cm misura utile per dormire 195 cm. Larghezza variabile a seconda della versione. Durante il ribaltamento, cuscini di seduta e schienale agganciati alla rete letto

Caratteristiche: Poggiatesta con movimento su tutte le sedute con spalliera.

Structure: Wooden frame fitted with an elasticised webbing suspension, covered with stress resistant undeformable polyurethane foam.

Paddings: Double density polyurethane foam and padding.

Covering: In leather or fabric, not removable.

Feet: In metal 12,5 cm. high black colour

Bed features: Mechanism featuring synchronized tipping back opening.

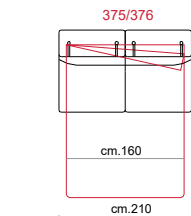
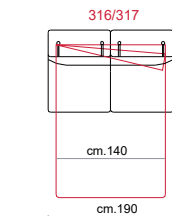
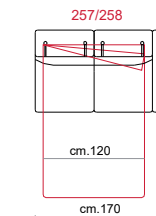
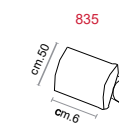
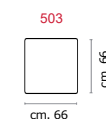
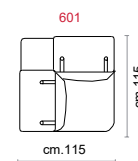
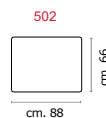
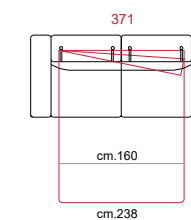
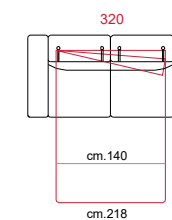
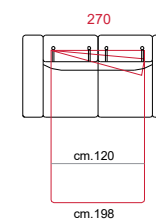
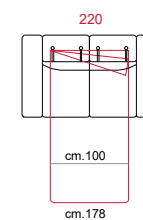
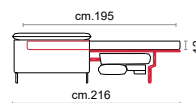
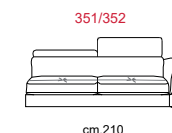
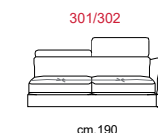
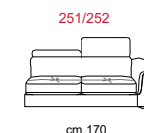
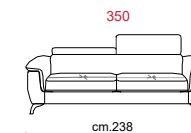
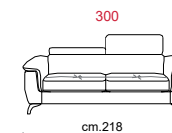
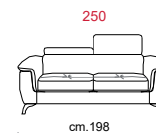
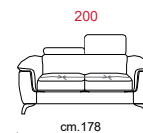
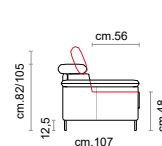
Electro-welded mesh orthopaedic bed with elastic balle on the seat. Mattress in polyurethane 12 cm. high. Sleeping dimensions 195 cm. Seat and back cushions attached to the bed mechanism during the opening, which can change according to the version.

Features: Headrest with adjustable movement on all versions with back.

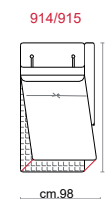
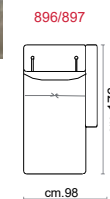


altezza
12 cm

pag. 137/141
caratteristiche materassi
mattress features

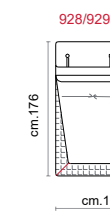
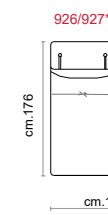


Chaise Longue Bracciolo terminale
Chaise Longue terminal armrest



with box

Chaise Longue maxi reversibile Dx/Sx
Chaise Longue maxi reversible Rhf/Lhf



with box

Note *: combination only with
- bed version
- standard armrest

For the FIXED VERSIONS the arms are fixed

CASTELLO[®]
SOFA
Made in Italy



CASTELLO[®]
SOFA
Made in Italy



CASTELLO[®]
SOFA
Made in Italy



COVERING



LEATHER



FABRIC

STANDARD FEATURES

OPTIONAL FEATURES...



BED VERSION

Struttura: Telaio in legno con cinghiatura di sostegno ad elasticità differenziata, rivestito in poliuretano espanso indeformabile.

Imbottiture: Poliuretano indeformabile a doppia densità e ovattato faldato.

Rivestimento: In pelle o in tessuto, non sfoderabile.

Piede: In legno altezza 4 cm.

Caratteristiche letto: Meccanismo con apertura sincronizzata mediante ribaltamento della spalliera. Piano letto ortopedico con rete elettrosaldata e cinghie elastiche sulla seduta. Materasso in poliuretano altezza 16 cm, misura utile per dormire 195 cm. Larghezza variabile a seconda della versione. Durante il ribaltamento, cuscini di seduta e schienale agganciati alla rete letto.

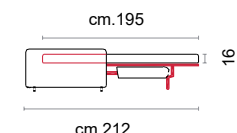
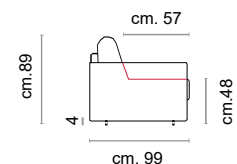
Structure: Wooden frame fitted with an elasticised webbing suspension, covered with stress resistant undeformable polyurethane foam.

Paddings: Double density polyurethane foam and padding.

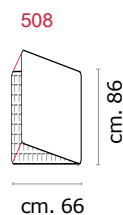
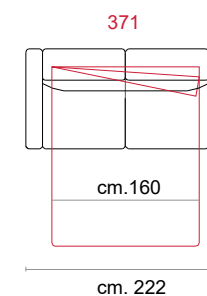
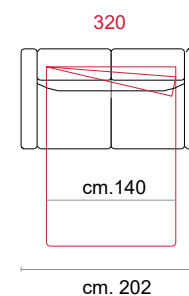
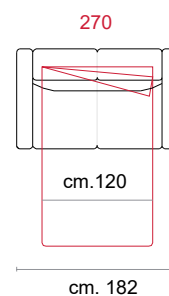
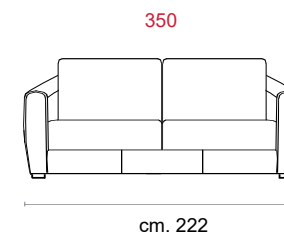
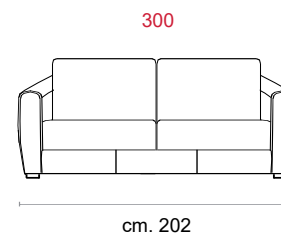
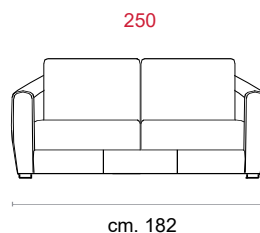
Covering: in leather or fabric, not removable.

Feet: In wood 4 cm. high.

Bed features: Mechanism featuring synchronized tipping back opening. Electro-welded mesh orthopaedic bed with elastic belts on the seat. Mattress in polyurethane 16 cm. high. Sleeping dimensions 195 cm. Seat and back cushions attached to the bed mechanism during the opening which can change according to the version.



CASTELLO®
SOFA
Made in Italy



altezza
16 cm

pag. 137-141
caratteristiche materassi
mattress features



CASTELLO[®]
SOFA
Made in Italy



CASTELLO[®]
SOFA
Made in Italy



COVERING



LEATHER



FABRIC

STANDARD FEATURES



RECLINING HEADREST
ON ALL SEATS

OPTIONAL FEATURES...



BED VERSION



ELECTRIC
RECLINER

Struttura: Telaio in legno con cinghiatura di sostegno ad elasticità differenziata, rivestito in poliuretano espanso indeformabile.

Imbottiture: Poliuretano indeformabile a doppia densità e ovattato faldato.

Rivestimento: In pelle o in tessuto, non sfoderabile.

Piede: In metallo altezza 13 cm colore Titanium Dark.

Caratteristiche letto: Meccanismo con apertura sincronizzata mediante ribaltamento della spalliera. Piano letto ortopedico con rete elettrosaldata e cinghie elastiche sulla seduta. Materasso in poliuretano altezza 12 cm, misura utile per dormire 195 cm. Larghezza variabile a seconda della versione. Durante il ribaltamento, cuscini di seduta e schienale agganciati alla rete letto.

Caratteristiche: Poggiatesta con movimento su tutte le sedute con spalliera

Structure: Wooden frame fitted with an elasticised webbing suspension, covered with stress resistant undeformable polyurethane foam.

Paddings: Double density polyurethane foam and padding.

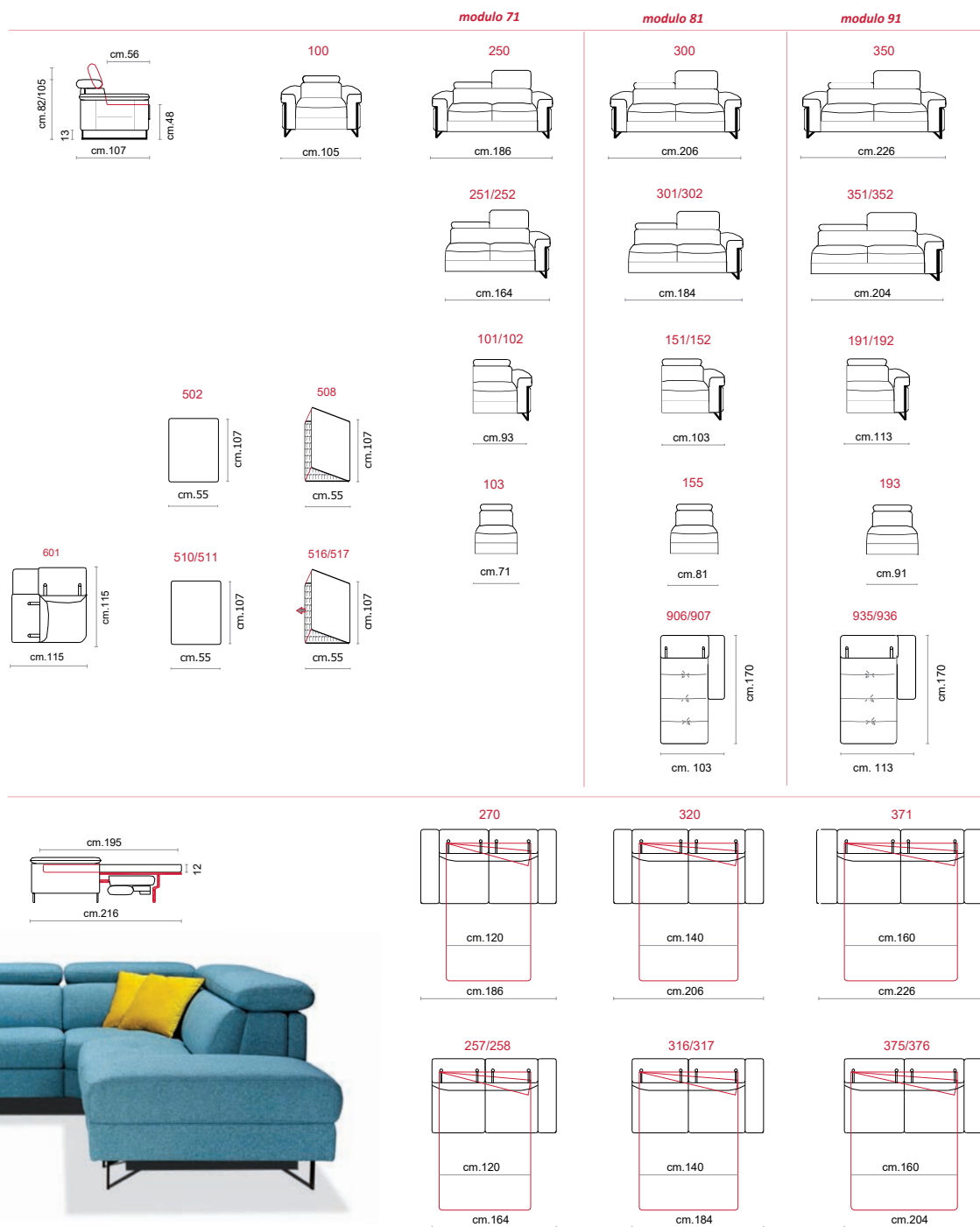
Covering: In leather or fabric, not removable.

Feet: In metal 13 cm high Titanium Dark color.

Bed features: Mechanism featuring synchronized tipping back opening. Electro-welded mesh orthopaedic bed with elastic balle on the seat. Mattress in polyurethane 12 cm. high. Sleeping dimensions 195 cm. Seat and back cushions attached to the bed mechanism during the opening, which can change according to the version.

Features: Headrest with adjustable movement on all versions with back.

pag. 137/141
caratteristiche materassi
mattress features



COVERING



LEATHER



FABRIC

STANDARD FEATURES



RECLINING HEADREST
ON ALL SEATS

OPTIONAL FEATURES...



BED VERSION



ELECTRIC
RECLINER

Struttura: Telaio in legno con cinghiatura di sostegno ad elasticità differenziata, rivestito in poliuretano espanso indeformabile.

Imbottiture: Poliuretano indeformabile a doppia densità e ovattato faldato.

Rivestimento: In pelle o in tessuto, non sfoderabile.

Piede: In metallo altezza 13 cm colore Titanium Dark.

Caratteristiche letto: Meccanismo con apertura sincronizzata mediante ribaltamento della spalliera. Piano letto ortopedico con rete elettrosaldata e cinghie elastiche sulla seduta. Materasso in poliuretano altezza 12 cm, misura utile per dormire 195 cm. Larghezza variabile a seconda della versione. Durante il ribaltamento, cuscini di seduta e schienale agganciati alla rete letto.

Caratteristiche: Poggiatesta con movimento su tutte le sedute con spalliera

Structure: Wooden frame fitted with an elasticised webbing suspension, covered with stress resistant undeformable polyurethane foam.

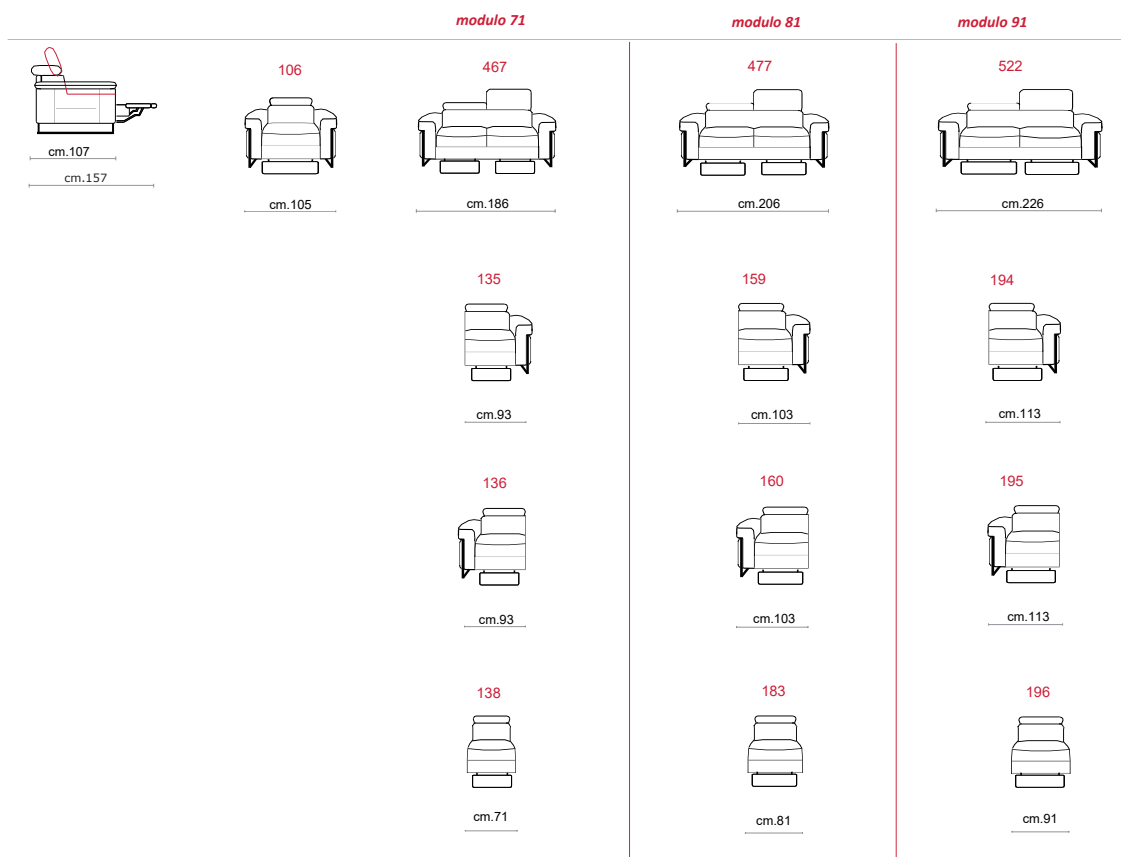
Paddings: Double density polyurethane foam and padding.

Covering: In leather or fabric, not removable.

Feet: In metal 13 cm high Titanium Dark color.

Bed features: Mechanism featuring synchronized tipping back opening. Electro-welded mesh orthopaedic bed with elastic balle on the seat. Mattress in polyurethane 12 cm. high. Sleeping dimensions 195 cm. Seat and back cushions attached to the bed mechanism during the opening, which can change according to the version.

Features: Headrest with adjustable movement on all versions with back.



CASTELLO[®]
SOFA
Made in Italy





CASTELLO[®]
SOFA
Made in Italy



COVERING



STANDARD FEATURES

OPTIONAL FEATURES...



Struttura: Telaio in legno con cinghiatura di sostegno ad elasticità differenziata, rivestito in poliuretano espanso indeformabile.

Imbottiture: Poliuretano indeformabile e ovattato faldato.

Schienale in fibra di poliestere a fiocchi.

Rivestimento: in tessuto, non sfoderabile.

Piede: In plastica altezza 4 cm solo per le versioni fisse.

Caratteristiche letto: Meccanismo con apertura sincronizzata mediante ribaltamento della spalliera. Piano letto ortopedico con rete elettrosaldata e cinghie elastiche sulla seduta. Materasso in poliuretano altezza 12 cm, misura utile per dormire 195 cm. Larghezza variabile a seconda della versione.

Durante il ribaltamento, cuscini di seduta e schienale agganciati alla rete letto.

Optional: Materasso altezza H16 (codice prodotto CS-351H)

Structure: Wooden frame fitted with an elasticised webbing suspension, covered with stress resistant undeformable polyurethane foam.

Paddings: polyurethane foam and padding. Back cushions in fibre fillings.

Covering: in fabric, not removable.

Feet: In plastic 4 cm. high only no bed version.

Bed features: Mechanism featuring synchronized tipping back opening.

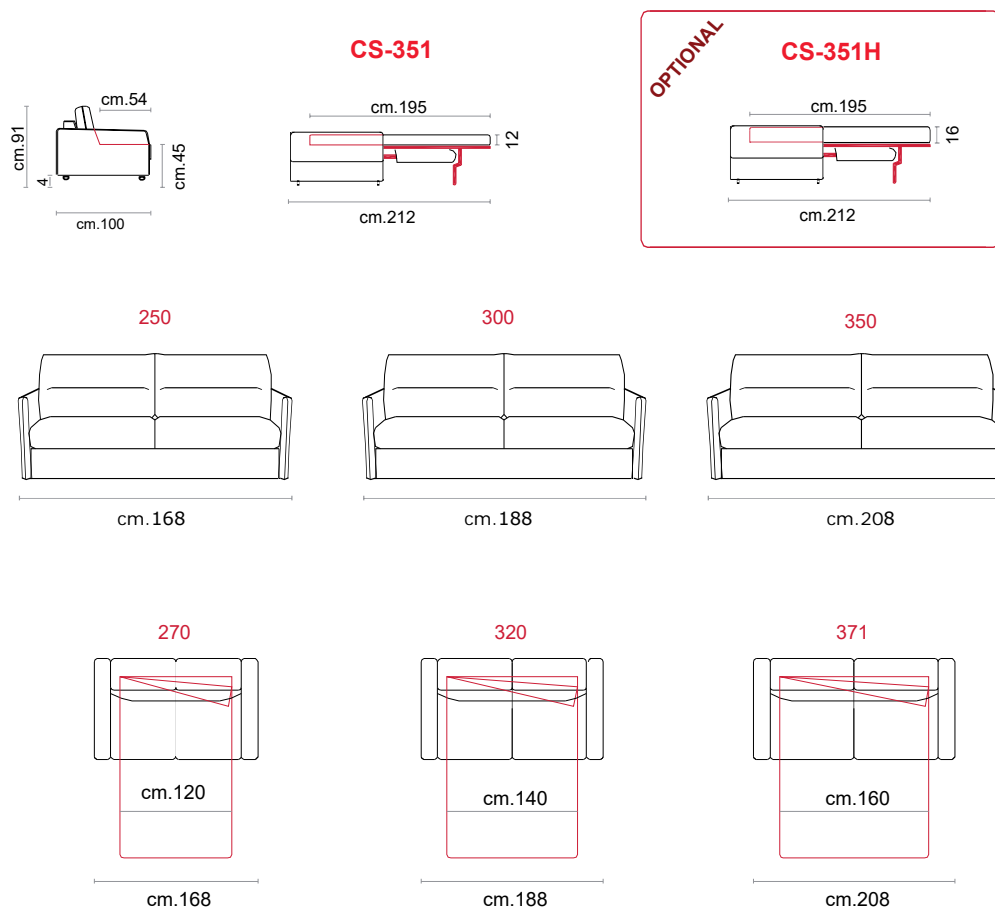
Electro-welded mesh orthopaedic bed with elastic belts on the seat. Mattress in polyurethane 12 cm. high. Sleeping dimensions 195 cm. Seat and back cushions attached to the bed mechanism during the opening which can change according to the version.

Optional: Mattress 16 cm high (product code CS-351H)



pag. 137/141
caratteristiche materassi
mattress features

CASTELLO[®]
SOFA
Made in Italy



CASTELLO[®]
SOFA
Made in Italy





CASTELLO[®]
SOFA
Made in Italy



COVERING



LEATHER



FABRIC



COMBINATED
Leather & Fabric

STANDARD FEATURES



RECLINING HEADREST
ON ALL SEATS

OPTIONAL FEATURES...



BED VERSION

Struttura: Telaio in legno con cinghiatura di sostegno ad elasticità differenziata, rivestito in poliuretano espanso indeformabile.

Imbottiture: Poliuretano indeformabile a doppia densità e ovattato faldato.

Rivestimento: In pelle o in tessuto, o combinato pelle e tessuto non sfoderabile.

Piede: In metallo altezza 13 cm colore Titanium Dark.

Caratteristiche letto: Meccanismo con apertura sincronizzata mediante ribaltamento della spalliera. Piano letto ortopedico con rete elettrosaldata e cinghie elastiche sulla seduta. Materasso in poliuretano altezza 12 cm, misura utile per dormire 195 cm. Larghezza variabile a seconda della versione. Durante il ribaltamento, cuscini di seduta e schienale agganciati alla rete letto.

Caratteristiche: Poggiatesta con movimento su tutte le sedute con spalliera

Structure: Wooden frame fitted with an elasticised webbing suspension, covered with stress resistant undeformable polyurethane foam.

Paddings: Double density polyurethane foam and padding.

Covering: In leather or fabric, combinated leather and fabric not removable.

Feet: In metal 13 cm high Titanium Dark color.

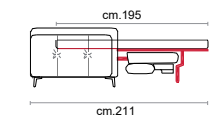
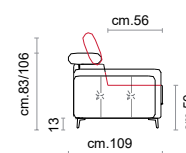
Bed features: Mechanism featuring synchronized tipping back opening. Electro-welded mesh orthopaedic bed with elastic balle on the seat. Mattress in polyurethane 12 cm. high. Sleeping dimensions 195 cm. Seat and back cushions attached to the bed mechanism during the opening which can change according to the version.

Features: Headrest with adjustable movement on all versions with back.



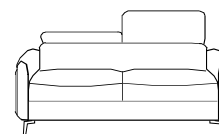
altezza
12 cm

pag. 137/141
caratteristiche materassi
mattress features



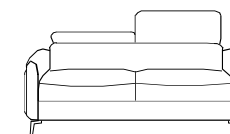
CASTELLO[®]
SOFA
Made in Italy

250



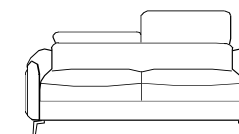
cm.170

300



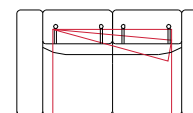
cm.190

350



cm.210

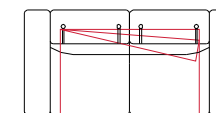
270



cm.120

cm.170

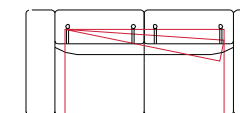
320



cm.140

cm.190

371



cm.160

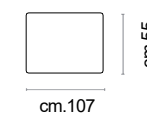
cm.210

Colore vernice piede / Color paint feet



Titanium Dark

502



cm.107

CASTELLO[®]
SOFA
Made in Italy



CASTELLO[®]
SOFA
Made in Italy



CASTELLO[®]
SOFA
Made in Italy

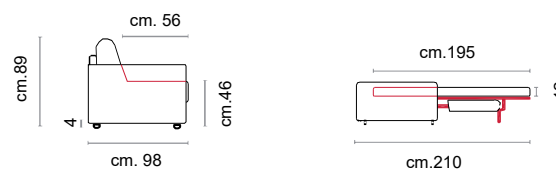


COVERING



STANDARD FEATURES

OPTIONAL FEATURES...



Struttura: Telaio in legno con cinghiatura di sostegno ad elasticità differenziata, rivestito in poliuretano espanso indeformabile.

Imbottiture: Poliuretano indeformabile e ovattato faldato.

Rivestimento: in tessuto, non sfoderabile.

Piede: In plastica altezza 4 cm solo per le versioni fisse.

Caratteristiche letto: Meccanismo con apertura sincronizzata mediante ribaltamento della spalliera. Piano letto ortopedico con rete elettrosaldata e cinghie elastiche sulla seduta. Materasso in poliuretano altezza 12 cm, misura utile per dormire 195 cm. Larghezza variabile a seconda della versione.

Durante il ribaltamento, cuscini di seduta e schienale agganciati alla rete letto.

- Divano dotato di contenitore portaguanciali.

Structure: Wooden frame fitted with an elasticised webbing suspension, covered with stress resistant undeformable polyurethane foam.

Paddings: polyurethane foam and padding.

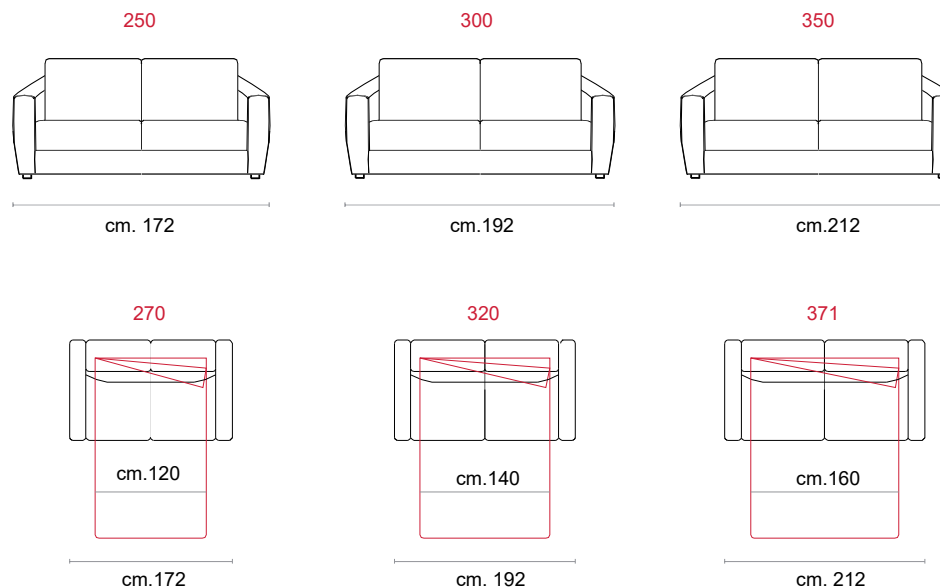
Covering: in fabric, not removable.

Feet: In plastic 4 cm high only no bed version.

Bed features: Mechanism featuring synchronized tipping back opening.

Electro-welded mesh orthopaedic bed with elastic belts on the seat. Mattress in polyurethane 12 cm. high. Sleeping dimensions 195 cm. Seat and back cushions attached to the bed mechanism during the opening which can change according to the version.

- Sofa equipped with pillows holder.



pag. 137/141
caratteristiche materassi
mattress features

CASTELLO[®]
SOFA
Made in Italy





CASTELLO[®]
SOFA
Made in Italy



COVERING



LEATHER



FABRIC



Combinated
LEATHER & FABRIC

STANDARD FEATURES

OPTIONAL FEATURES...



BED VERSION

Struttura: Telaio in legno con cinghiatura di sostegno ad elasticità differenziata, rivestito in poliuretano espanso indeformabile.

Imbottiture: Poliuretano indeformabile e ovattato faldato.

Rivestimento: In pelle o in tessuto, combinato pelle e tessuto non sfoderabile.

Piede: in metallo altezza 8 cm colore Titanium Dark.

Caratteristiche letto: Meccanismo con apertura sincronizzata mediante ribaltamento della spalliera. Piano letto ortopedico con rete elettrosaldata e cinghie elastiche sulla seduta. Materasso in poliuretano altezza 19 cm, misura utile per dormire 195 cm. Larghezza variabile a seconda della versione. Durante il ribaltamento, cuscini di seduta e schienale agganciati alla rete letto

Structure: Wooden frame fitted with an elasticised webbing suspension, covered with stress resistant undeformable polyurethane foam.

Paddings: polyurethane foam and padding.

Covering: In leather or fabric, combinated leather and fabric not removable.

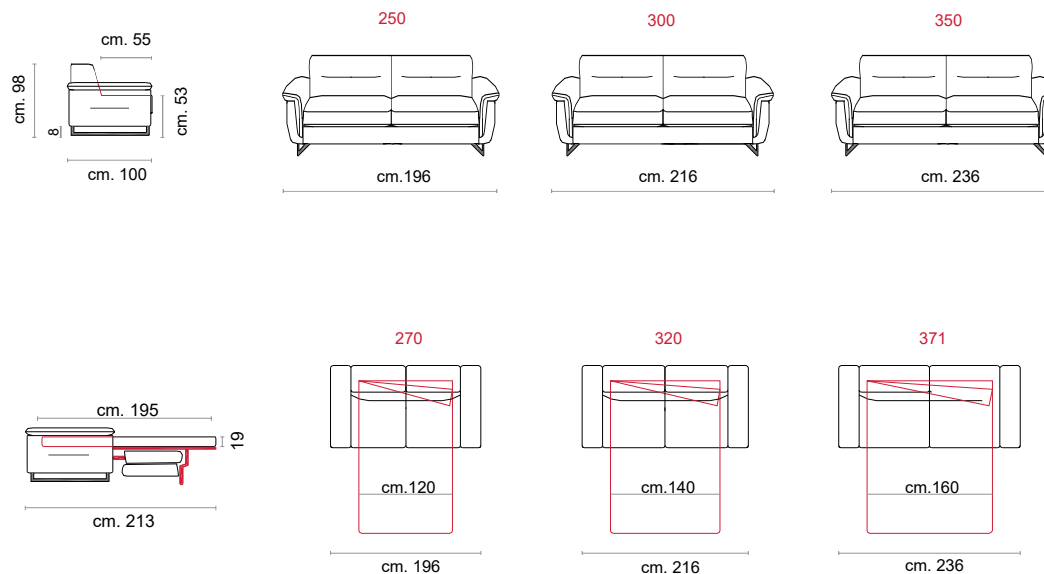
Feet: in metal 8 cm. high Titanium Dark color.

Bed features: Mechanism featuring synchronized tipping back opening. Electro-welded mesh orthopaedic bed with elastic belts on the seat. Mattress in polyurethane 19 cm. high. The width changes according to the sofa version. Sleeping dimensions 195 cm. Seat and back cushions attached to the bed mechanism during the opening.



altezza
19 cm

pag. 137-141
caratteristiche materassi
mattress features



Colore vernice piede / Color paint feet



Titanium Dark

CASTELLO[®]
SOFA
Made in Italy

CASTELLO[®]
SOFA
Made in Italy



CASTELLO[®]
SOFA
Made in Italy



CASTELLO[®]
SOFA
Made in Italy



COVERING



STANDARD FEATURES

OPTIONAL FEATURES...



Struttura: Telaio in legno con cinghiatura di sostegno ad elasticità differenziata, rivestito in poliuretano espanso indeformabile.

Imbottiture: Poliuretano indeformabile e ovattato faldato. Cuscini spalliera in fibra di poliestere a fiocchi trattato con silicone.

Rivestimento: In pelle o in tessuto, non sfoderabile.

Piede: in plastica altezza 4 cm sulle versioni fisse.

Caratteristiche letto: Meccanismo con apertura sincronizzata mediante ribaltamento della spalliera. Piano letto ortopedico con rete elettrosaldata e cinghie elastiche sulla seduta. Materasso in poliuretano altezza 15 cm, misura utile per dormire 195 cm. Larghezza variabile a seconda della versione. Durante il ribaltamento, cuscini di seduta agganciati alla rete letto

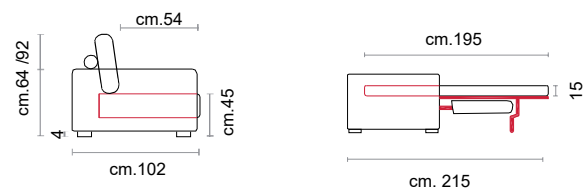
Structure: Wooden frame fitted with an elasticised webbing suspension, covered with stress resistant undeformable polyurethane foam.

Paddings: polyurethane foam and padding. Back cushions in fibre fillings.

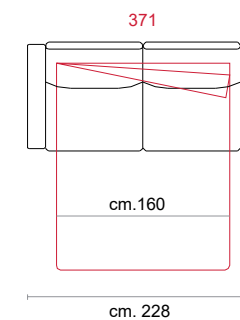
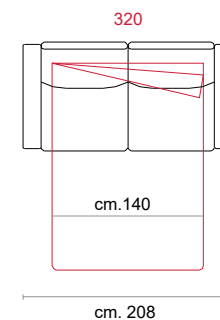
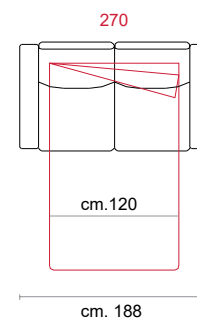
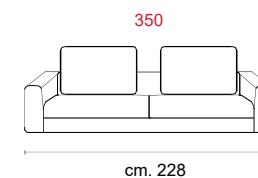
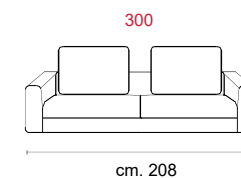
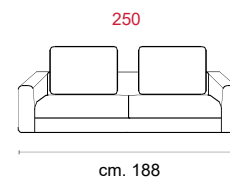
Covering: In leather or fabric, not removable.

Feet: in plastic 4 cm. high on the fixed sofa versions.

Bed features: Mechanism featuring synchronized tipping back opening. Electro-welded mesh orthopaedic bed with elastic belts on the seat. Mattress in polyurethane 15 cm. high. The width changes according to the sofa version. Sleeping dimensions 195 cm. Seat cushions attached to the bed mechanism during the opening.



CASTELLO[®]
SOFA
Made in Italy



[pag. 137-141](#)
[caratteristiche materassi](#)
[mattress features](#)



CASTELLO[®]
SOFA
Made in Italy



CASTELLO[®]
SOFA
Made in Italy



COVERING



LEATHER



FABRIC

STANDARD FEATURES

OPTIONAL FEATURES...



BED VERSION

Struttura: Telaio in legno con cinghiatura di sostegno ad elasticità differenziata, rivestito in poliuretano espanso indeformabile.

Imbottiture: Poliuretano indeformabile a doppia densità e ovattato faldato. Schienale in fibra di poliestere a fiocchi.

Rivestimento: In pelle o in tessuto, non sfoderabile.

Piede: In legno altezza 13 cm.

Caratteristiche letto: Meccanismo con apertura sincronizzata mediante ribaltamento della spalliera. Piano letto ortopedico con rete elettrosaldata e cinghie elastiche sulla seduta. Materasso in poliuretano altezza 12 cm, misura utile per dormire 195 cm. Durante il ribaltamento, cuscini di seduta e schienale agganciati alla rete letto.

Structure: Wooden frame fitted with an elasticised webbing suspension, covered with stress resistant undeformable polyurethane foam.

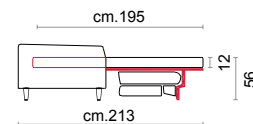
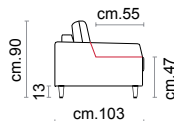
Paddings: Double density polyurethane foam and padding.

Back cushions in fibre fillings.

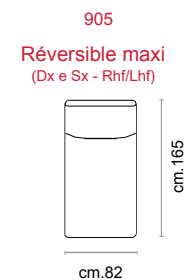
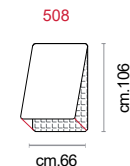
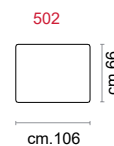
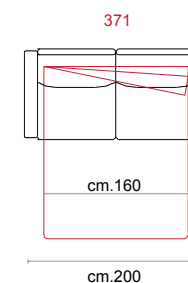
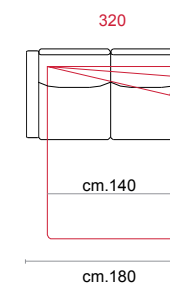
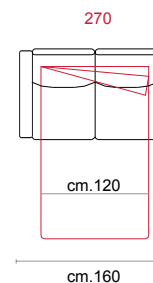
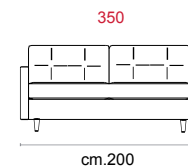
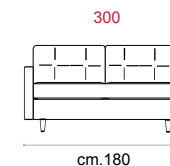
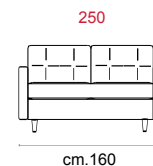
Covering: In leather or fabric, not removable.

Feet: In solid wood 13 cm high.

Bed features: Mechanism featuring synchronized tipping back opening. Electro-welded mesh orthopaedic bed with elastic belts on the seat. Mattress in polyurethane 12 cm. high. Sleeping dimensions 195 cm. Seat and back cushions attached to the bed mechanism during the opening.



CASTELLO®
SOFA
Made in Italy



altezza
12 cm

pag. 137/141
caratteristiche materassi
mattress features

CASTELLO[®]
SOFA
Made in Italy





CASTELLO[®]
SOFA
Made in Italy



COVERING



LEATHER



FABRIC

STANDARD FEATURES

OPTIONAL FEATURES...



BED VERSION



PUNTO SELLA
STITCHING

Struttura: Telaio in legno con cinghiatura di sostegno ad elasticità differenziata, rivestito in poliuretano espanso indeformabile.

Imbottiture: Poliuretano indeformabile a doppia densità e ovattato faldato.

Rivestimento: In pelle o in tessuto, non sfoderabile.

Piede: In legno altezza 3,5cm.

Caratteristiche letto: Meccanismo con apertura sincronizzata mediante ribaltamento della spalliera. Piano letto ortopedico con rete elettrosaldata e cinghie elastiche sulla seduta. Materasso in poliuretano altezza 12 cm, misura utile per dormire 195 cm. Durante il ribaltamento, cuscini di seduta e schienale agganciati alla rete letto.

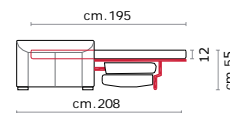
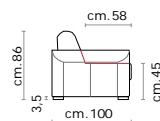
Structure: Wooden frame fitted with an elasticised webbing suspension, covered with stress resistant undeformable polyurethane foam.

Paddings: Double density polyurethane foam and padding.

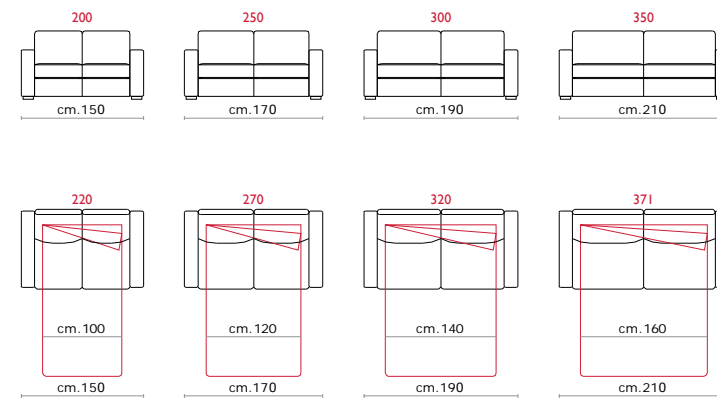
Covering: In leather or fabric, not removable.

Feet: In solid wood 3,5cm. high.

Bed features: Mechanism featuring synchronized tipping back opening. Electro-welded mesh orthopaedic bed with elastic belts on the seat. Mattress in polyurethane 12 cm. high. Sleeping dimensions 195 cm. Seat and back cushions attached to the bed mechanism during the opening.



CHIARA 521



altezza
12 cm

pag. 137/141
caratteristiche materassi
mattress features

CASTELLO[®]
SOFA
Made in Italy





CASTELLO[®]
SOFA
Made in Italy



COVERING



LEATHER



FABRIC

STANDARD FEATURES



RECLINING HEADREST
ON ALL SEATS

OPTIONAL FEATURES...



BED VERSION

Struttura: Telaio in legno con cinghiatura di sostegno ad elasticità differenziata, rivestito in poliuretano espanso indeformabile.

Imbottiture: Poliuretano indeformabile a doppia densità e ovattato faldato.

Rivestimento: In pelle o in tessuto, non sfoderabile.

Piede: In metallo altezza 13cm.

Caratteristiche: Poggiatesta con movimento su tutte le sedute con spalliera.

Caratteristiche letto: Meccanismo con apertura sincronizzata mediante ribaltamento della spalliera. Piano letto ortopedico con rete elettrosaldata e cinghie elastiche sulla seduta. Materasso in poliuretano altezza 12 cm, misura utile per dormire 195 cm.

Larghezza variabile a seconda della versione. Durante il ribaltamento, cuscini di seduta e schienale agganciati alla rete letto.

Optional: Piede in legno 13 cm

Structure: Wooden frame fitted with an elasticised webbing suspension, covered with stress resistant undeformable polyurethane foam.

Paddings: Double density polyurethane foam and padding.

Covering: in leather or fabric, not removable.

Feet: In metal 13cm. high.

Features: Headrest with adjustable movement on all versions with back.

Bed features: Mechanism featuring synchronized tipping back opening. Electro-welded mesh orthopaedic bed with elastic belts on the seat. Mattress in polyurethane 12 cm. high. Sleeping dimensions 195 cm. Seat and back cushions attached to the bed mechanism during the opening which can change according to the version.

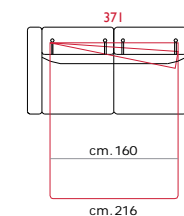
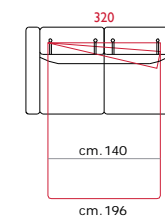
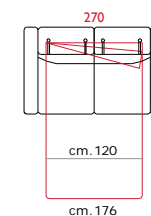
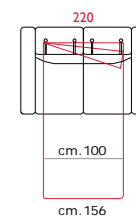
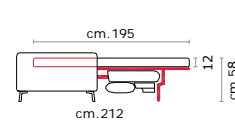
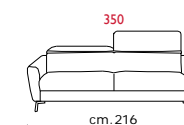
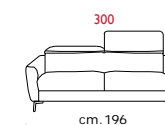
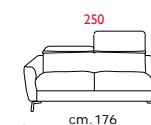
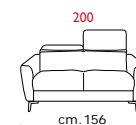
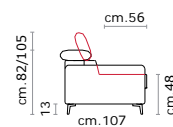
Optional: Feet In solid wood 13 cm high.



altezza
12 cm

pag. 137/141
caratteristiche materassi
mattress features

CASTELLO[®]
SOFA
Made in Italy



Colore vernice piede
Color paint feet



CASTELLO[®]
SOFA
Made in Italy



CASTELLO[®]
SOFA
Made in Italy



CASTELLO[®]
SOFA
Made in Italy



COVERING STANDARD



OPTIONAL FEATURES



Struttura: Telaio in legno con cinghiatura di sostegno ad elasticità differenziata, rivestito in poliuretano espanso indeformabile.

Imbottiture: Poliuretano indeformabile a doppia densità e ovattato faldato.

Rivestimento: In pelle o in tessuto, non sfoderabile.

Piede: In legno altezza 4 cm.

Caratteristiche letto:

- Meccanismo con apertura sincronizzata mediante ribaltamento della spalliera
- Piano letto ortopedico con rete elettrosaldata e cinghie elastiche sulla seduta.
- Materasso in poliuretano altezza 16 cm, misura utile per dormire 195 cm.
- Durante il ribaltamento, cuscini di seduta e schienale agganciati alla rete letto.
- Divano dotato di contenitore portaguanciali.

Structure: Wooden frame fitted with an elasticised webbing suspension, covered with stress resistant undeformable polyurethane foam.

Paddings: Double density polyurethane foam and padding.

Covering: In leather or fabric, not removable.

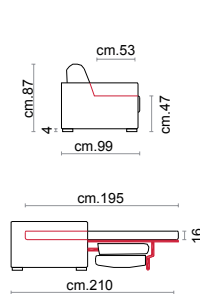
Feet: In solid wood 4 cm high.

Bed features:

- Mechanism featuring synchronized tipping back opening.
- Electro-welded mesh orthopaedic bed with elastic belts on the seat. Mattress in polyurethane 16 cm. high. Sleeping dimensions 195 cm.
- Seat and back cushions attached to the bed mechanism during the opening.
- Sofa equipped with pillows holder.

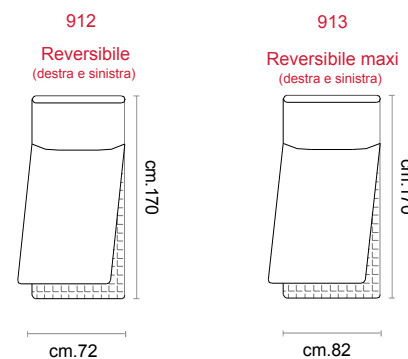


pag. 137-141
caratteristiche
materassi
mattress features

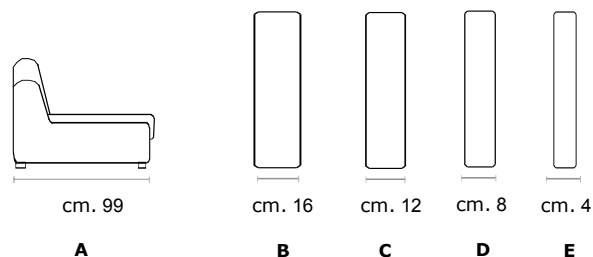


	250	300	350
B	cm.177	cm.197	cm.217
C	cm.169	cm.189	cm.209
D	cm.161	cm.181	cm.201
E	cm.153	cm.173	cm.193
A	cm.151	cm.171	cm.191

	157	270	320	371
B	cm.126	cm.177	cm.197	cm.217
C	cm.118	cm.169	cm.189	cm.209
D	cm.110	cm.161	cm.181	cm.201
E	cm.102	cm.153	cm.173	cm.193
A	cm.100	cm.151	cm.171	cm.191



VARIANTE BRACCIOLO – ARMREST VARIATIONS





CASTELLO[®]
SOFA
Made in Italy



CORMANO

57

CASTELLO[®]
SOFA
Made in Italy



COVERING



LEATHER



FABRIC

STANDARD FEATURES

OPTIONAL FEATURES...



BED VERSION

Struttura: Telaio in legno con cinghiatura di sostegno ad elasticità differenziata, rivestito in poliuretano espanso indeformabile.

Imbottiture: Poliuretano indeformabile a doppia densità e ovattato faldato. Schienale in fibra di poliestere a fiocchi.

Rivestimento: In pelle o in tessuto, non sfoderabile.

Piede: In metallo altezza 13 cm.

Caratteristiche letto: Meccanismo con apertura sincronizzata mediante ribaltamento della spalliera. Piano letto ortopedico con rete elettrosaldata e cinghie elastiche sulla seduta. Materasso in poliuretano altezza 12 cm, misura utile per dormire 195 cm. Durante il ribaltamento, cuscini di seduta e schienale agganciati alla rete letto.

Structure: Wooden frame fitted with an elasticised webbing suspension, covered with stress resistant undeformable polyurethane foam.

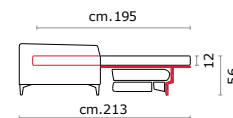
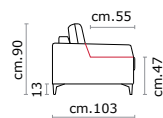
Paddings: Double density polyurethane foam and padding.

Back cushions in fibre fillings.

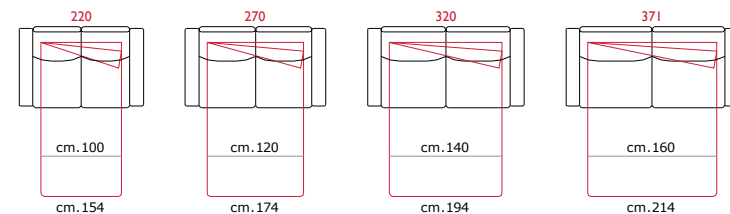
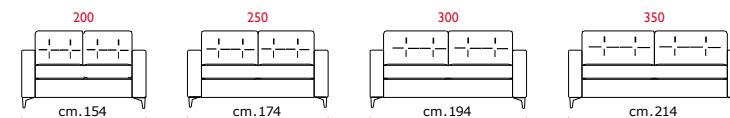
Covering: In leather or fabric, not removable.

Feet: In metal 13 cm high.

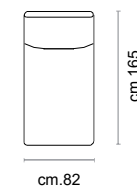
Bed features: Mechanism featuring synchronized tipping back opening. Electro-welded mesh orthopaedic bed with elastic belts on the seat. Mattress in polyurethane 12 cm. high. Sleeping dimensions 195 cm. Seat and back cushions attached to the bed mechanism during the opening.



CASTELLO[®]
SOFA
Made in Italy



905
Réversible maxi
(Dx e Sx - Rhf/Lhf)



altezza
12 cm

pag. 137/141
caratteristiche materassi
mattress features

CASTELLO[®]
SOFA
Made in Italy





CASTELLO[®]
SOFA
Made in Italy



COVERING



LEATHER



FABRIC

STANDARD FEATURES

OPTIONAL FEATURES...



BED VERSION

Struttura: Telaio in legno con cinghiatura di sostegno ad elasticità differenziata, rivestito in poliuretano espanso indeformabile.

Imbottiture: Poliuretano indeformabile ovattato faldato.

Rivestimento: In pelle o in tessuto, non sfoderabile.

Piede: In metallo altezza 8 cm colore nero

Caratteristiche letto: Meccanismo con apertura sincronizzata mediante ribaltamento della spalliera. Piano letto ortopedico con rete elettrosaldata e cinghie elastiche sulla seduta. Materasso in poliuretano altezza 19 cm, misura utile per dormire 195 cm. Larghezza variabile a seconda della versione. Durante il ribaltamento, cuscini di seduta e schienale agganciati alla rete letto.

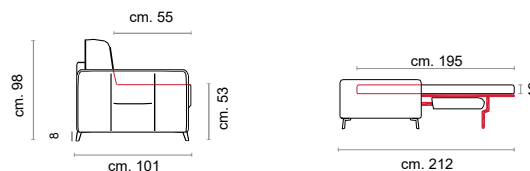
Structure: Wooden frame fitted with an elasticised webbing suspension, covered with stress resistant undeformable polyurethane foam.

Paddings: polyurethane foam and padding.

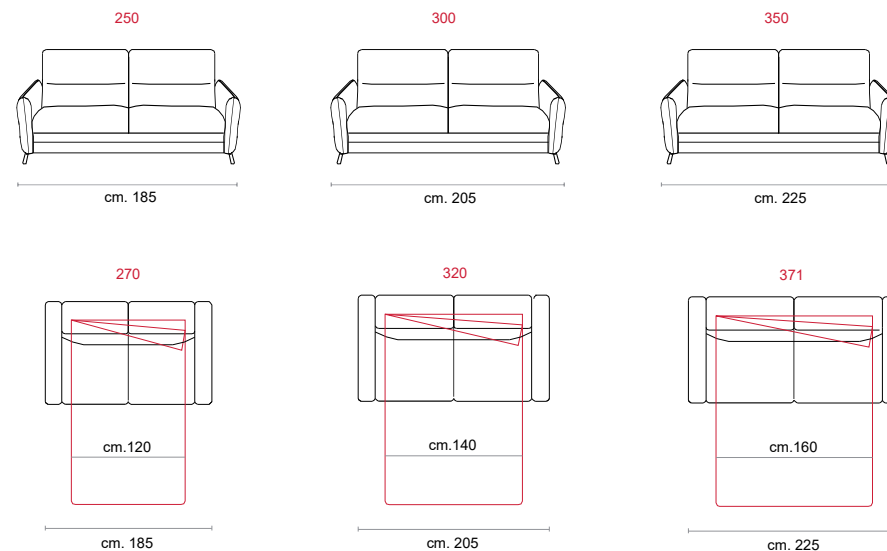
Covering: in leather or fabric, not removable.

Feet: In metal 8 cm high black colour

Bed features: Mechanism featuring synchronized tipping back opening. Electro-welded mesh orthopaedic bed with elastic belts on the seat. Mattress in polyurethane 19 cm high. Sleeping dimensions 195 cm. Seat and back cushions attached to the bed mechanism during the opening which can change according to the version.



CASTELLO[®]
SOFA
Made in Italy



pag. 137-141
caratteristiche materassi
mattress features

CASTELLO[®]
SOFA
Made in Italy



CASTELLO[®]
SOFA
Made in Italy



CHIARA

65

CASTELLO[®]
SOFA
Made in Italy



COVERING



LEATHER



FABRIC

STANDARD FEATURES

OPTIONAL FEATURES...



BED VERSION



PUNTO SELLA
STITCHING

Struttura: Telaio in legno con cinghiatura di sostegno ad elasticità differenziata, rivestito in poliuretano espanso indeformabile.

Imbottiture: Poliuretano indeformabile a doppia densità e ovattato faldato.

Rivestimento: In pelle o in tessuto, non sfoderabile.

Piede: In legno altezza 3,5cm.

Caratteristiche letto: Meccanismo con apertura sincronizzata mediante ribaltamento della spalliera. Piano letto ortopedico con rete elettrosaldata e cinghie elastiche sulla seduta. Materasso in poliuretano altezza 12 cm, misura utile per dormire 195 cm.

Durante il ribaltamento, cuscini di seduta e schienale agganciati alla rete letto.

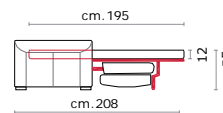
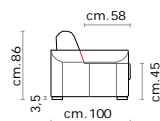
Structure: Wooden frame fitted with an elasticised webbing suspension, covered with stress resistant undeformable polyurethane foam.

Paddings: Double density polyurethane foam and padding.

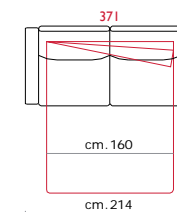
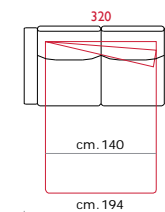
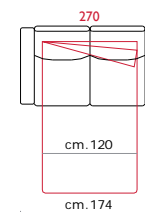
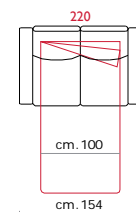
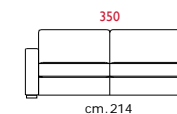
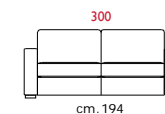
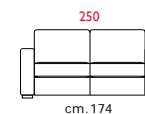
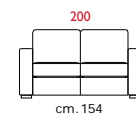
Covering: In leather or fabric, not removable.

Feet: In solid wood 3,5cm. high.

Bed features: Mechanism featuring synchronized tipping back opening. Electro-welded mesh orthopaedic bed with elastic belts on the seat. Mattress in polyurethane 12 cm. high. Sleeping dimensions 195 cm. Seat and back cushions attached to the bed mechanism during the opening.



CHIARA 520



altezza
12 cm

pag. 137/141
caratteristiche materassi
mattress features



CASTELLO[®]
SOFA
Made in Italy



COVERING



LEATHER



FABRIC

STANDARD FEATURES



RECLINING HEADREST
ON ALL SEATS

OPTIONAL FEATURES...



BED VERSION



ELECTRIC
RECLINER

Struttura: Telaio in legno con cinghiatura di sostegno ad elasticità differenziata, rivestito in poliuretano espanso indeformabile.

Imbottiture: Poliuretano indeformabile a doppia densità e ovattato faldato.

Rivestimento: In pelle o in tessuto, non sfoderabile.

Piede: In metallo altezza 13 cm colore Titanium Dark.

Caratteristiche letto: Meccanismo con apertura sincronizzata mediante ribaltamento della spalliera. Piano letto ortopedico con rete elettrosaldata e cinghie elastiche sulla seduta. Materasso in poliuretano altezza 12 cm, misura utile per dormire 195 cm. Larghezza variabile a seconda della versione. Durante il ribaltamento, cuscini di seduta e schienale agganciati alla rete letto.

Caratteristiche: Poggiatesta con movimento su tutte le sedute con spalliera

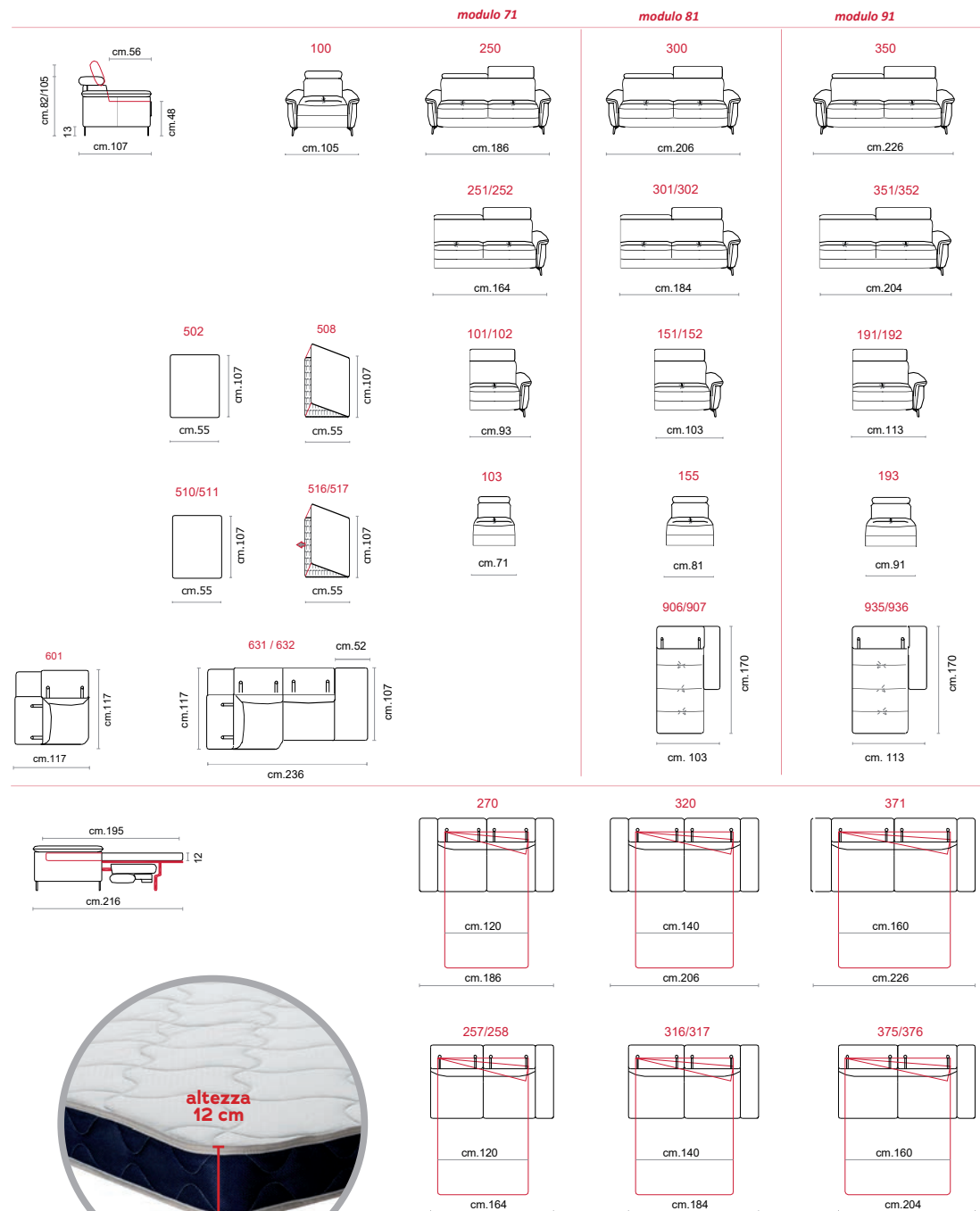
Structure: Wooden frame fitted with an elasticised webbing suspension, covered with stress resistant undeformable polyurethane foam.

Paddings: Double density polyurethane foam and padding.

Covering: In leather or fabric, not removable.

Feet: In metal 13 cm high Titanium Dark color.

Bed features: Mechanism featuring synchronized tipping back opening. Electro-welded mesh orthopaedic bed with elastic balle on the seat. Mattress in polyurethane 12 cm. high. Sleeping dimensions 195 cm. Seat and back cushions attached to the bed mechanism during the opening, which can change according to the version.



COVERING



LEATHER



FABRIC

STANDARD FEATURES



RECLINING HEADREST
ON ALL SEATS

OPTIONAL FEATURES...



BED VERSION



ELECTRIC
RECLINER

Struttura: Telaio in legno con cinghiatura di sostegno ad elasticità differenziata, rivestito in poliuretano espanso indeformabile.

Imbottiture: Poliuretano indeformabile a doppia densità e ovattato faldato.

Rivestimento: In pelle o in tessuto, non sfoderabile.

Piede: In metallo altezza 13 cm colore Titanium Dark.

Caratteristiche letto: Meccanismo con apertura sincronizzata mediante ribaltamento della spalliera. Piano letto ortopedico con rete elettrosaldata e cinghie elastiche sulla seduta. Materasso in poliuretano altezza 12 cm, misura utile per dormire 195 cm. Larghezza variabile a seconda della versione. Durante il ribaltamento, cuscini di seduta e schienale agganciati alla rete letto.

Caratteristiche: Poggiatesta con movimento su tutte le sedute con spalliera

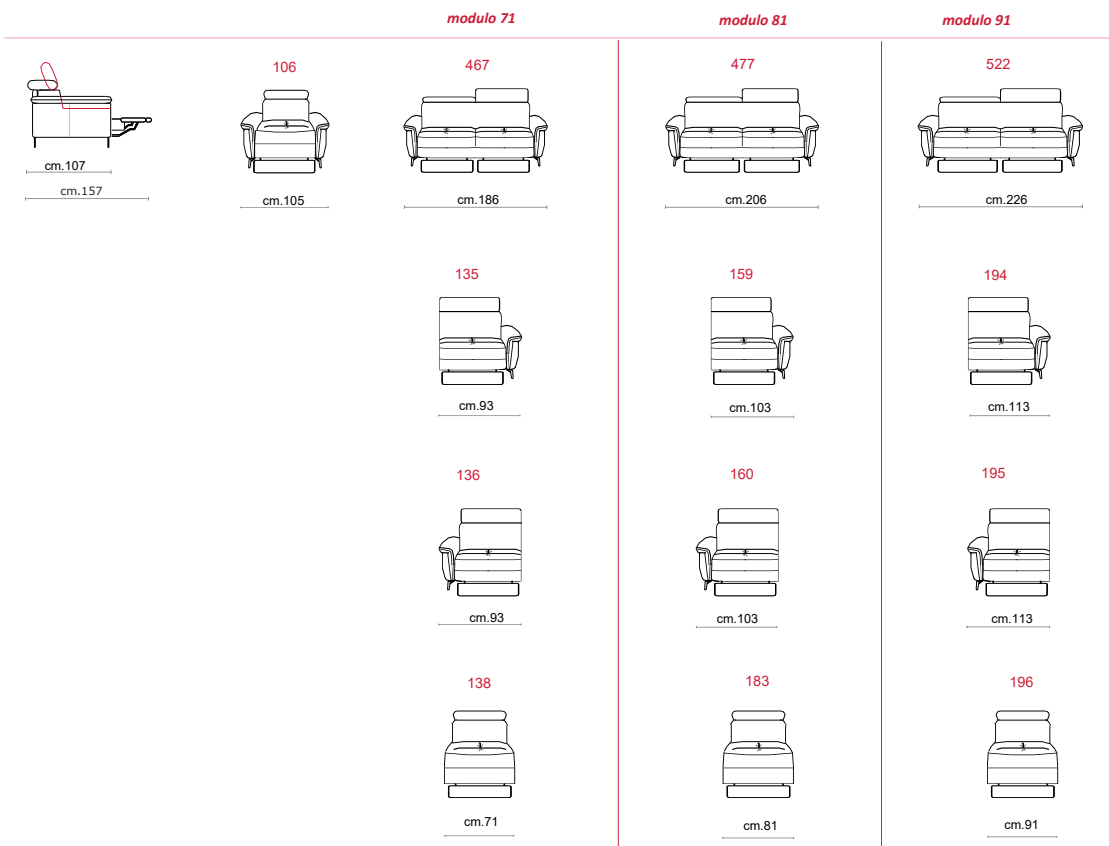
Structure: Wooden frame fitted with an elasticised webbing suspension, covered with stress resistant undeformable polyurethane foam.

Paddings: Double density polyurethane foam and padding.

Covering: In leather or fabric, not removable.

Feet: In metal 13 cm high Titanium Dark color.

Bed features: Mechanism featuring synchronized tipping back opening. Electro-welded mesh orthopaedic bed with elastic belle on the seat. Mattress in polyurethane 12 cm. high. Sleeping dimensions 195 cm. Seat and back cushions attached to the bed mechanism during the opening, which can change according to the version.



altezza
12 cm

pag. 137/141
caratteristiche materassi
mattress features

CASTELLO[®]
SOFA
Made in Italy





CASTELLO[®]
SOFA
Made in Italy



COVERING



STANDARD FEATURES



OPTIONAL FEATURES...



Struttura: Telaio in legno con cinghiatura di sostegno ad elasticità differenziata, rivestito in poliuretano espanso indeformabile.

Imbottiture: Poliuretano indeformabile a doppia densità e ovattato faldato.

Rivestimento: In pelle o in tessuto, non sfoderabile.

Piede: In metallo altezza 13cm.

Caratteristiche: Poggiatesta con movimento su tutte le sedute con spalliera.

Caratteristiche letto: Meccanismo con apertura sincronizzata mediante ribaltamento della spalliera. Piano letto ortopedico con rete elettrosaldata e cinghie elastiche sulla seduta. Materasso in poliuretano altezza 12 cm, misura utile per dormire 195 cm. Larghezza variabile a seconda della versione. Durante il ribaltamento, cuscini di seduta e schienale agganciati alla rete letto.

Optional: Piede in legno 13 cm

Structure: Wooden frame fitted with an elasticised webbing suspension, covered with stress resistant undeformable polyurethane foam.

Paddings: Double density polyurethane foam and padding.

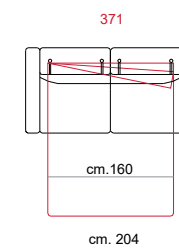
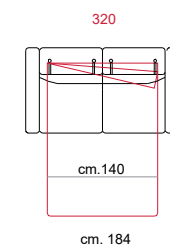
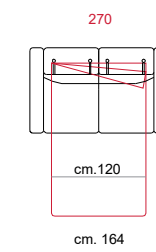
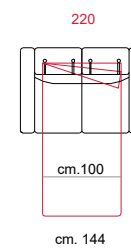
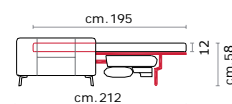
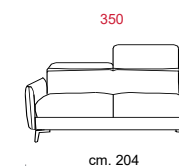
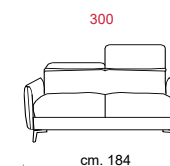
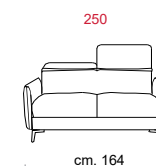
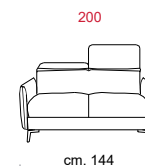
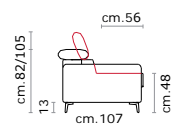
Covering: in leather or fabric, not removable.

Feet: In metal 13cm. high.

Features: Headrest with adjustable movement on all versions with back.

Bed features: Mechanism featuring synchronized tipping back opening. Electro-welded mesh orthopaedic bed with elastic belts on the seat. Mattress in polyurethane 12 cm. high. Sleeping dimensions 195 cm. Seat and back cushions attached to the bed mechanism during the opening which can change according to the version.

Optional: Feet In solid wood 13 cm high.



CARATTERISTICHE DIVANO - FEATURES SOFA

Colore piede in legno
Color feet in solid wood



Divano con bordino
Sofa with piping



Divano con cucitura "pizzicata"
Sofa with "pizzicata" stitching



pag. 137/141
caratteristiche materassi
mattress features

CASTELLO[®]
SOFA
Made in Italy



CASTELLO[®]
SOFA
Made in Italy





COVERING



LEATHER



FABRIC

STANDARD FEATURES

OPTIONAL FEATURES...



BED VERSION

Struttura: Telaio in legno con cinghiatura di sostegno ad elasticità differenziata, rivestito in poliuretano espanso indeformabile.

Imbottiture: Poliuretano indeformabile a doppia densità e ovattato faldato.

Rivestimento: In pelle o in tessuto, non sfoderabile.

Piede: In legno altezza 8 cm.

Caratteristiche letto: Meccanismo con apertura sincronizzata mediante ribaltamento della spalliera. Piano letto ortopedico con rete elettrosaldata e cinghie elastiche sulla seduta. Materasso in poliuretano altezza 16 cm, misura utile per dormire 195 cm. Larghezza variabile a seconda della versione. Durante il ribaltamento, cuscini di seduta e schienale aganciati alla rete letto.

Structure: Wooden frame fitted with an elasticised webbing suspension, covered with stress resistant undeformable polyurethane foam.

Paddings: Double density polyurethane foam and padding.

Covering: in leather or fabric, not removable.

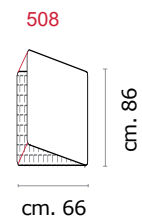
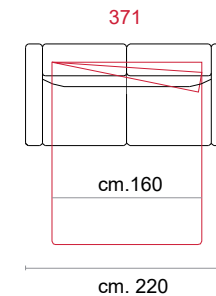
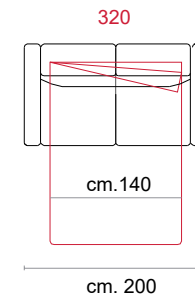
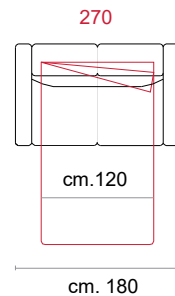
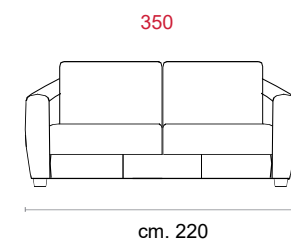
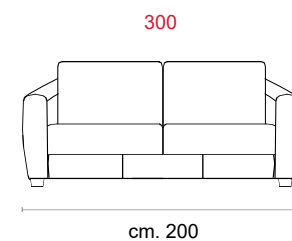
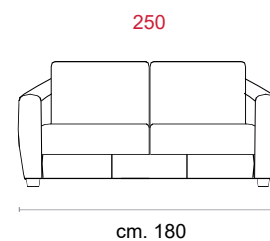
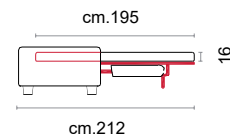
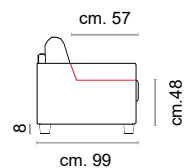
Feet: In wood 8 cm. high.

Bed features: Mechanism featuring synchronized tipping back opening. Electro-welded mesh orthopaedic bed with elastic belts on the seat. Mattress in polyurethane 16 cm. high. Sleeping dimensions 195 cm. Seat and back cushions attached to the bed mechanism during the opening which can change according to the version.



altezza
16 cm

pag. 137-141
caratteristiche materassi
mattress features





CASTELLO[®]
SOFA
Made in Italy





COVERING



STANDARD FEATURES

OPTIONAL FEATURES...



Struttura: Telaio in legno con cinghiatura di sostegno ad elasticità differenziata, rivestito in poliuretano espanso indeformabile.

Imbottiture: Poliuretano indeformabile e ovattato faldato.

Rivestimento: in tessuto non sfoderabile.

Piede: In plastica altezza 4 cm per versione fissa

Caratteristiche letto: Meccanismo con apertura sincronizzata mediante ribaltamento della spalliera. Piano letto ortopedico con rete elettrosaldada e cinghie elastiche sulla seduta. Materasso in poliuretano altezza 12 cm, misura utile per dormire 195 cm. Larghezza variabile a seconda della versione. Durante il ribaltamento, cuscini di seduta e schienale agganciati alla rete letto.

Structure: Wooden frame fitted with an elasticised webbing suspension, covered with stress resistant undeformable polyurethane foam.

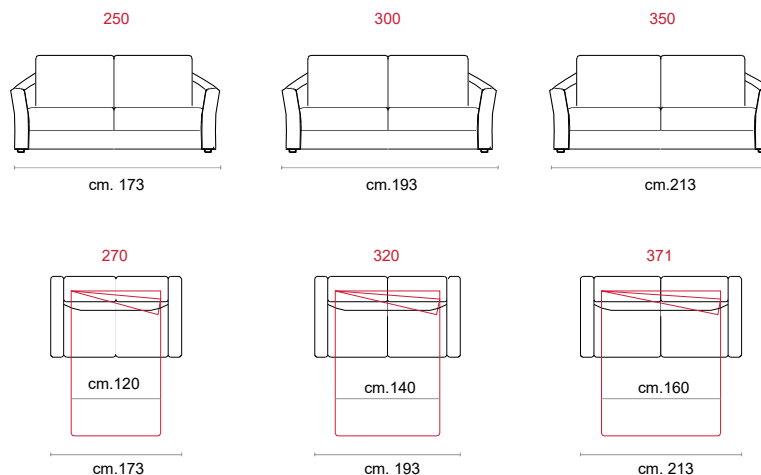
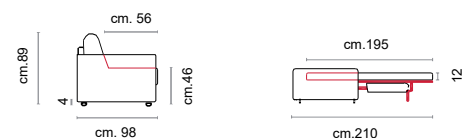
Paddings: polyurethane foam and padding.

Covering: in fabric not removable.

Feet: In plastic 4 cm. high for no bed version

Bed features: Mechanism featuring synchronized tipping back opening.

Electro-welded mesh orthopaedic bed with elastic belts on the seat. Mattress in polyurethane 12 cm. high. Sleeping dimensions 195 cm. Seat and back cushions attached to the bed mechanism during the opening which can change according to the version.



CASTELLO[®]
SOFA
Made in Italy



pag. 137/141
caratteristiche materassi
mattress features

CASTELLO[®]
SOFA
Made in Italy





CASTELLO[®]
SOFA
Made in Italy



COVERING STANDARD



FEATURES

OPTIONAL FEATURES...



Struttura: Telaio in legno con cinghiatura di sostegno ad elasticità differenziata, rivestito in poliuretano espanso indeformabile.

Imbottiture: Poliuretano indeformabile a doppia densità e ovattato faldato.

Schienale in fibra di poliestere a fiocchi trattato con silicone.

Rivestimento: in tessuto, non sfoderabile.

Piede: In plastica altezza 4 cm.

Bracciolo: standard A*

Caratteristiche letto:

- Meccanismo con apertura sincronizzata mediante ribaltamento della spalliera Piano letto ortopedico con rete elettrosaldata e cinghie elastiche sulla seduta. Materasso in poliuretano altezza 12 cm, misura utile per dormire 195 cm.

Durante il ribaltamento, cuscini di seduta e schienale agganciati alla rete letto.

Structure: Wooden frame fitted with an elasticised webbing suspension, covered with stress resistant undeformable polyurethane foam.

Paddings: Double density polyurethane foam and padding. Back cushions in fibre fillings.

Covering: In fabric, not removable.

Feet: In plastic 4 cm high.

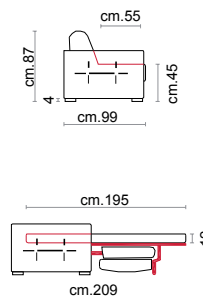
Armrest: standard A*

Bed features:

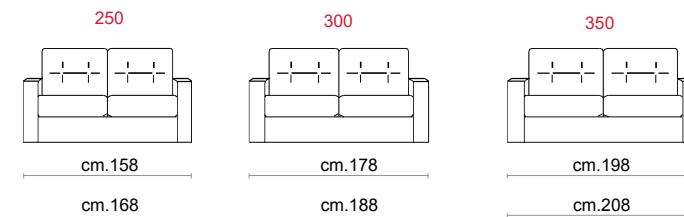
- Mechanism featuring synchronized tipping back opening.

Electro-welded mesh orthopaedic bed with elastic belts on the seat. Mattress in polyurethane 12 cm. high. Sleeping dimensions 195 cm.

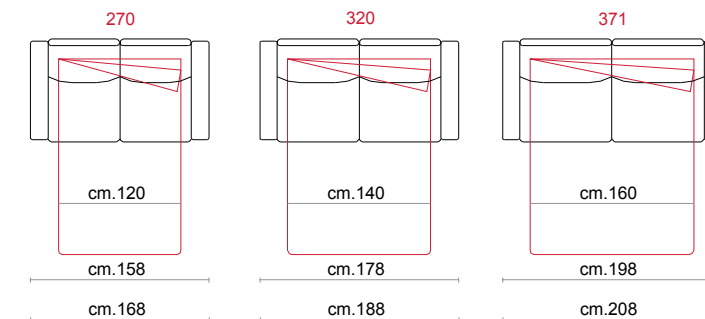
Seat and back cushions attached to the bed mechanism during the opening.




**Bracciolo
Armrest**



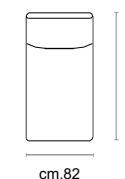
**Bracciolo
Armrest**



Variante Braccioli
Types of Armrests



905
Réversible maxi
(Dx e Sx - Rhf/Lhf)



pag. 137/141
caratteristiche materassi
mattress features



CASTELLO[®]
SOFA
Made in Italy





COVERING



STANDARD FEATURES

OPTIONAL FEATURES...



Struttura: Telaio in legno con cinghiatura di sostegno ad elasticità differenziata, rivestito in poliuretano espanso indeformabile.

Imbottiture: Poliuretano indeformabile e ovattato faldato.

Rivestimento: In tessuto non sfoderabile.

Piede: in plastica 4 cm solo versione no letto.

Caratteristiche letto: Meccanismo con apertura sincronizzata mediante ribaltamento della spalliera. Piano letto ortopedico con rete elettrosaldata e cinghie elastiche sulla seduta. Materasso in poliuretano altezza 12 cm, misura utile per dormire 195 cm. Larghezza variabile a seconda della versione. Durante il ribaltamento, cuscini di seduta e schienale agganciati alla rete letto.

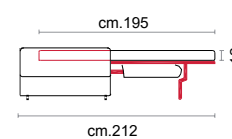
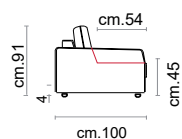
Structure: Wooden frame fitted with an elasticised webbing suspension, covered with stress resistant undeformable polyurethane foam.

Paddings: Polyurethane foam and padding.

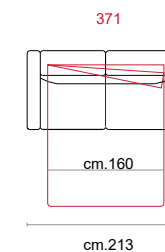
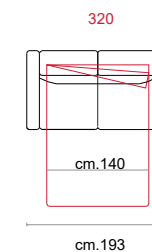
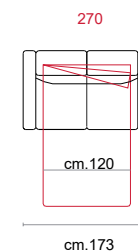
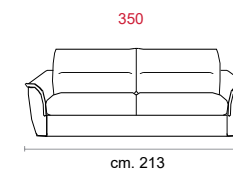
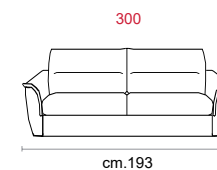
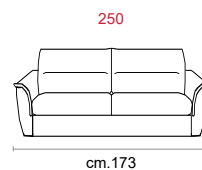
Covering: in fabric not removable.

Feet: In plastic 4 cm high for no bed version.

Bed features: Mechanism featuring synchronized tipping back opening. Electro-welded mesh orthopaedic bed with elastic belts on the seat. Mattress in polyurethane 12 cm. high. Sleeping dimensions 195 cm. Seat and back cushions attached to the bed mechanism during the opening which can change according to the version.



CASTELLO[®]
SOFA
Made in Italy



pag. 137/141
caratteristiche materassi
mattress features



CASTELLO[®]
SOFA
Made in Italy



CASTELLO[®]
SOFA
Made in Italy



COVERING



LEATHER



FABRIC

STANDARD FEATURES

OPTIONAL FEATURES...



BED VERSION

Struttura: Telaio in legno con cinghiatura di sostegno ad elasticità differenziata, rivestito in poliuretano espanso indeformabile.

Imbottiture: Poliuretano indeformabile a doppia densità e ovattato faldato. Schienale in fibra di poliestere a fiocchi.

Rivestimento: In pelle o in tessuto, non sfoderabile.

Piede: In legno altezza 13 cm.

Caratteristiche letto: Meccanismo con apertura sincronizzata mediante ribaltamento della spalliera. Piano letto ortopedico con rete elettrosaldata e cinghie elastiche sulla seduta. Materasso in poliuretano altezza 12 cm, misura utile per dormire 195 cm. Durante il ribaltamento, cuscini di seduta e schienale agganciati alla rete letto.

Structure: Wooden frame fitted with an elasticised webbing suspension, covered with stress resistant undeformable polyurethane foam.

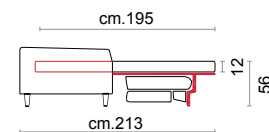
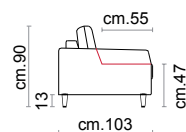
Paddings: Double density polyurethane foam and padding.

Back cushions in fibre fillings.

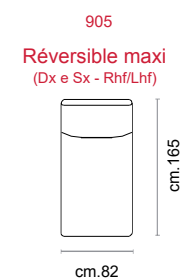
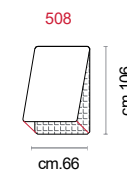
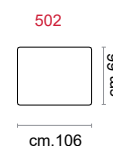
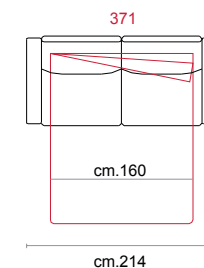
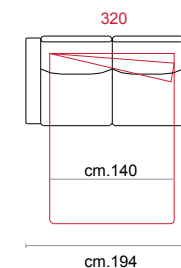
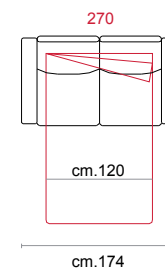
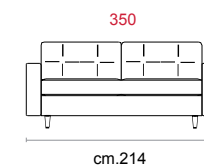
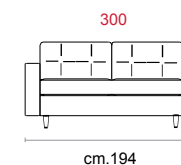
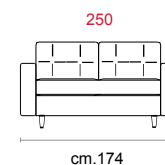
Covering: In leather or fabric, not removable.

Feet: In solid wood 13 cm high.

Bed features: Mechanism featuring synchronized tipping back opening. Electro-welded mesh orthopaedic bed with elastic belts on the seat. Mattress in polyurethane 12 cm. high. Sleeping dimensions 195 cm. Seat and back cushions attached to the bed mechanism during the opening.



CASTELLO
SOFA
Made in Italy



Réversible maxi
(Dx e Sx - Rhf/Lhf)



altezza
12 cm

pag. 137/141
caratteristiche materassi
mattress features

CASTELLO[®]
SOFA
Made in Italy



CASTELLO[®]
SOFA
Made in Italy



CASTELLO[®]
SOFA
Made in Italy



COVERING



PELLE/LEATHER



TESSUTO/FABRIC

STANDARD FEATURES



PUNTO SELLA
STITCHING

OPTIONAL FEATURES...



VERSIONE LETTO
BED VERSION

Struttura: Telaio in legno con cinghiatura di sostegno ad elasticità differenziata, rivestito in poliuretano espanso indeformabile.

Imbottiture: Poliuretano indeformabile e ovattato faldato.

Rivestimento: In pelle o in tessuto, non sfoderabile.

Piede: base in metallo H 8 cm colore Titanium Dark

Caratteristiche letto: Meccanismo con apertura sincronizzata mediante ribaltamento della spalliera. Piano letto ortopedico con rete elettrosaldata e cinghie elastiche sulla seduta. Materasso in poliuretano altezza 16 cm, misura utile per dormire 195 cm. Durante il ribaltamento, cuscini di seduta e schienale agganciati alla rete letto.

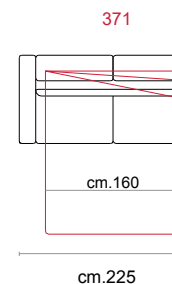
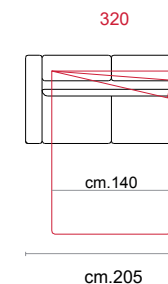
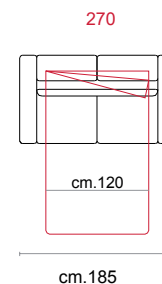
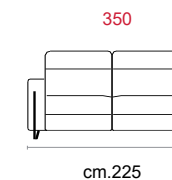
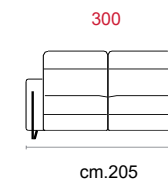
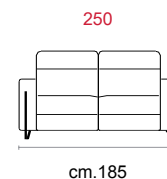
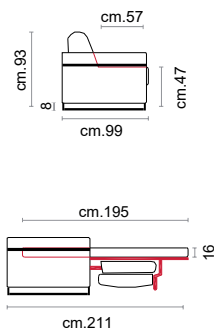
Structure: Wooden frame fitted with an elasticised webbing suspension, covered with stress resistant undeformable polyurethane foam.

Paddings: polyurethane foam and padding.

Covering: leather or fabric, not removable.

Feet: metal base cm 8 high, Titanium Dark color

Bed features: Mechanism featuring synchronized tipping back opening. Electro-welded mesh orthopaedic bed with elastic belts on the seat. Mattress in polyurethane 16 cm. high. Sleeping dimensions 195 cm. Seat and back cushions attached to the bed mechanism during the opening.



altezza
16 cm

pag. 137-141
caratteristiche materassi
mattress features

Colore vernice piede
Color paint feet



CASTELLO[®]
SOFA
Made in Italy



100

GARDEN

CASTELLO[®]
SOFA
Made in Italy





COVERING



LEATHER



FABRIC

STANDARD FEATURES



RECLINING HEADREST
ON ALL SEATS

OPTIONAL FEATURES...



BED VERSION

Struttura: Telaio in legno con cinghiatura di sostegno ad elasticità differenziata, rivestito in poliuretano espanso indeformabile.

Imbottiture: Poliuretano indeformabile ovattato faldato.

Rivestimento: In pelle, o in tessuto non sfoderabile.

Piede: Piede in legno altezza 4 cm.

Caratteristiche: Poggiatesta con movimento su tutte le sedute con spalliera.

Caratteristiche Letto: Meccanismo con apertura sincronizzata mediante ribaltamento della spalliera Piano letto ortopedico con rete elettrosaldata e cinghie elastiche sulla seduta. Materasso in poliuretano altezza 16 cm, misura utile per dormire 195 cm. Durante il ribaltamento, cuscini di seduta e schienale agganciati alla rete letto.

Structure: Wooden frame fitted with an elasticised webbing suspension, covered with stress resistant undeformable polyurethane foam.

Paddings: polyurethane foam and padding.

Covering: in leather or fabric, not removable.

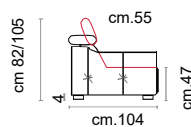
Feet: In wood 4 cm. high.

Features: Headrest with adjustable movement on all versions with back.

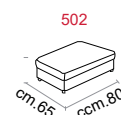
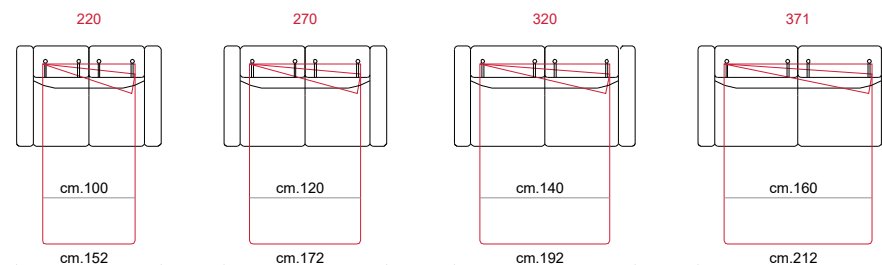
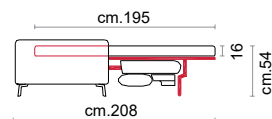
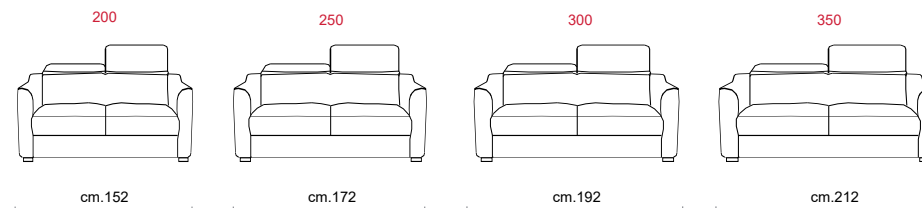
Bed features: Mechanism featuring synchronized tipping back opening.

Electro-welded mesh orthopaedic bed with elastic belts on the seat.

Mattress in polyurethane 16 cm. high. Sleeping dimensions 195 cm. Seat and back cushions attached to the bed mechanism during the opening which can change according to the version.



CASTELLO[®]
SOFA
Made in Italy



pag. 137-141
caratteristiche materassi
mattress features



CASTELLO[®]
SOFA
Made in Italy



CASTELLO[®]
SOFA
Made in Italy



CORVARA

105



Rivestimento / Covering



Caratteristiche Optional
Optional Features



Struttura: Telaio in legno con cinghiatura di sostegno ad elasticità differenziata, rivestito in poliuretano espanso indeformabile.

Imbottiture: Poliuretano indeformabile e ovattato faldato.

Cuscino "cod.832" fibra di poliestere a fiocchi trattato con silicone.

Rivestimento: in tessuto, non sfoderabile.

Piede: In metallo altezza 13 cm colore Titanium Dark

Bracciolo: standard A*

Caratteristiche letto: Meccanismo con apertura sincronizzata mediante ribaltamento della spalliera. Piano letto ortopedico con rete elettro-saldata e cinghie elastiche sulla seduta. Materasso in poliuretano altezza 12 cm, misura utile per dormire 195 cm. Durante il ribaltamento, cuscini di seduta e schienale agganciati alla rete letto.

Caratteristiche Optional: Bracciolo "C" con meccanismo inclinabile

Structure: Wooden frame fitted with an elasticised webbing suspension, covered with stress resistant undeformable polyurethane foam.

Paddings: Polyurethane foam and padding. Cushions "cod.832" in fibre fillings.

Covering: In fabric, not removable.

Feet: In metal 13 cm high Titanium Dark colour

Armrest: standard A*

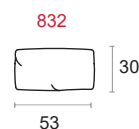
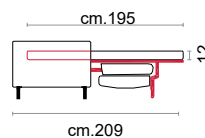
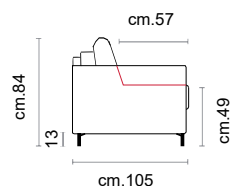
Bed features: Mechanism featuring synchronized tipping back opening.

Electro-welded mesh orthopaedic bed with elastic belts on the seat.

Mattress in polyurethane 12 cm. high. Sleeping dimensions 195 cm.

Seat and back cushions attached to the bed mechanism during the opening.

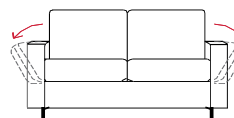
Optional features: "C" armrest with tilting mechanism



pag. 137/141
caratteristiche materassi
mattress features

	250	300	350
Bracciolo Armrest			
A*	cm. 172	cm. 192	cm. 212
B	cm. 160	cm. 180	cm. 200
C	cm.170 → 184	cm.190 → 204	cm.210 → 224


	270	320	371
Bracciolo Armrest			
A*	cm. 172	cm. 192	cm. 212
B	cm. 160	cm. 180	cm. 200
C	cm.170 → 184	cm.190 → 204	cm.210 → 224



Il bracciolo inclinato incrementa l'ingombro massimo di 14 cm

The extended armrest increases the maximum overall dimensions by 14 cm

VARIANTE BRACCIOLO – TYPES OF ARMRESTS



CASTELLO[®]
SOFA
Made in Italy



CASTELLO[®]
SOFA
Made in Italy





110

CHIETI

COVERING



STANDARD FEATURES

OPTIONAL FEATURES...



Struttura: Telaio in legno con cinghiatura di sostegno ad elasticità differenziata, rivestito in poliuretano espanso indeformabile.

Imbottiture: Poliuretano indeformabile e ovattato faldato.

Schienale in fibra di poliestere a fiocchi trattato con silicone.

Rivestimento: In tessuto non sfoderabile

Piede: in metallo altezza 13 cm colore nero

Caratteristiche letto: Meccanismo con apertura sincronizzata mediante ribaltamento della spalliera. Piano letto ortopedico con rete elettrosaldata e cinghie elastiche sulla seduta. Materasso in poliuretano altezza 12 cm, misura utile per dormire 195 cm. Larghezza variabile a seconda della versione. Durante il ribaltamento, cuscini di seduta e schienale agganciati alla rete letto.

Structure: Wooden frame fitted with an elasticised webbing suspension, covered with stress resistant undeformable polyurethane foam.

Paddings: Double density polyurethane foam and padding.

Back cushions in fibre fillings.

Covering: in fabric not removable

Features: removable covering completely

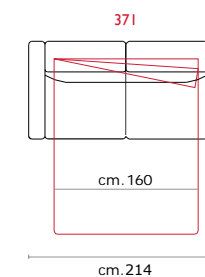
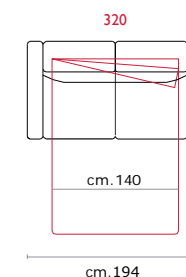
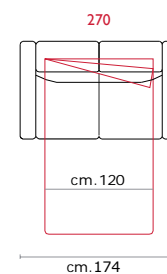
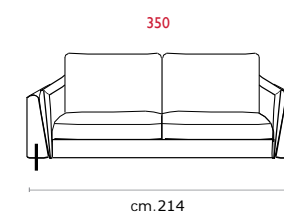
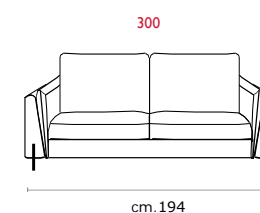
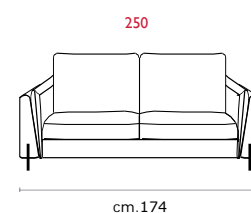
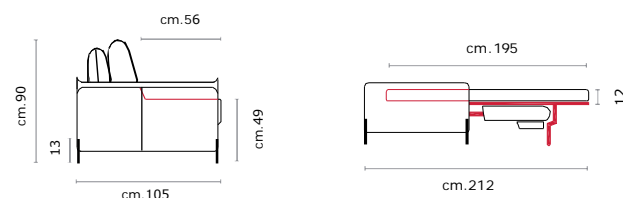
Feet: in metal 13 cm. high black color.

Bed features: Mechanism featuring synchronized tipping back opening. Electro-welded mesh orthopaedic bed with elastic belts on the seat. Mattress in polyurethane 12 cm. high. Sleeping dimensions 195 cm. Seat and back cushions attached to the bed mechanism during the opening which can change according to the version.



pag. 137/141
caratteristiche materassi
mattress features

CASTELLO[®]
SOFA
Made in Italy



CASTELLO[®]
SOFA
Made in Italy



112

BOLSENA

CASTELLO[®]
SOFA
Made in Italy





COVERING



TESSUTO
FABRIC

STANDARD FEATURES



RIVESTIMENTO SFODERABILE
COVERING REMOVABLE

OPTIONAL FEATURES...



VERSIONE LETTO
BED VERSION

CASTELLO[®]
SOFA
Made in Italy

Struttura: Telaio in legno con cinghiatura di sostegno ad elasticità differenziata, rivestito in poliuretano espanso indeformabile.

Imbottiture: Poliuretano indeformabile a doppia densità e ovattato faldato. Schienale in fibra di poliestere a fiocchi trattato con silicone.

Rivestimento: In tessuto

Caratteristiche: Rivestimento completamente sfoderabile

Piede: Base in metallo altezza 8 cm; colore Titanium Dark.

Caratteristiche letto: Meccanismo con apertura sincronizzata mediante ribaltamento della spalliera. Piano letto ortopedico con rete elettrosaldata e cinghie elastiche sulla seduta. Materasso in poliuretano altezza 16 cm, misura utile per dormire 195 cm. Larghezza variabile a seconda della versione. Durante il ribaltamento, cuscini di seduta e schienale agganciati alla rete letto.

Structure: Wooden frame fitted with an elasticised webbing suspension, covered with stress resistant undeformable polyurethane foam.

Paddings: Double density polyurethane foam and padding.

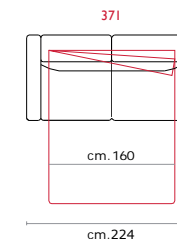
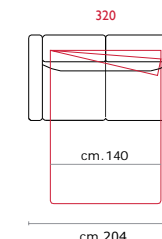
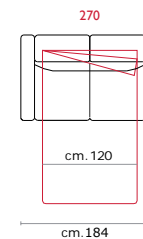
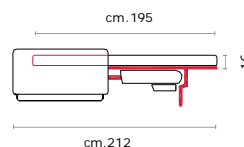
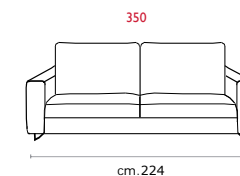
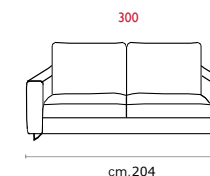
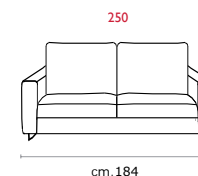
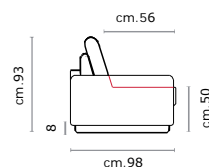
Back cushions in fibre fillings.

Covering: in fabric

Features: removable covering completely

Feet: Base in metal 8 cm. high; Titanium Dark color.

Bed features: Mechanism featuring synchronized tipping back opening. Electro-welded mesh orthopaedic bed with elastic belts on the seat. Mattress in polyurethane 16 cm. high. Sleeping dimensions 195 cm. Seat and back cushions attached to the bed mechanism during the opening which can change according to the version.



pag. 137-141
caratteristiche materassi
mattress features

CASTELLO[®]
SOFA
Made in Italy



CASTELLO[®]
SOFA
Made in Italy





COVERING



STANDARD FEATURES

OPTIONAL FEATURES...



Struttura: Telaio in legno con cinghiatura di sostegno ad elasticità differenziata, rivestito in poliuretano espanso indeformabile.

Imbottiture: Poliuretano indeformabile a doppia densità e ovattato faldato. Schienale in fibra di poliestere a fiocchi trattato con silicone.

Rivestimento: In tessuto

Bracciolo: standard "A" cm 26

Piede: in plastica altezza 4 cm colore nero solo sulle versioni fisse

Caratteristiche letto: Meccanismo con apertura sincronizzata mediante ribaltamento della spalliera. Piano letto ortopedico con rete elettrosaldata e cinghie elastiche sulla seduta. Materasso in poliuretano altezza 16 cm, misura utile per dormire 195 cm. Larghezza variabile a seconda della versione. Durante il ribaltamento, cuscini di seduta e schienale agganciati alla rete letto.

Structure: Wooden frame fitted with an elasticised webbing suspension, covered with stress resistant undeformable polyurethane foam.

Paddings: Double density polyurethane foam and padding.

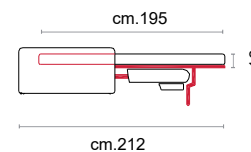
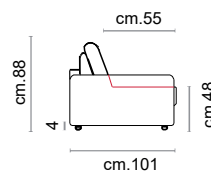
Back cushions in fibre fillings.

Covering: in fabric

Armrest: standard "A" cm 26

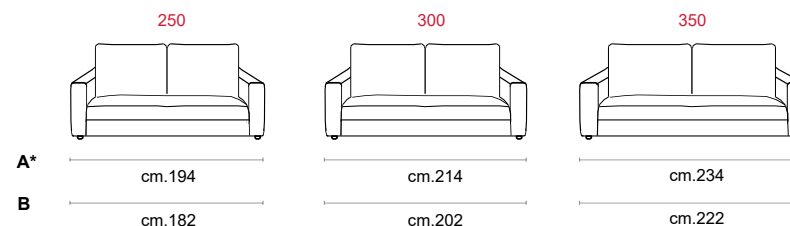
Feet: in plastic 4 cm. high; color black on the fixed sofa versions.

Bed features: Mechanism featuring synchronized tipping back opening. Electro-welded mesh orthopaedic bed with elastic belts on the seat. Mattress in polyurethane 16 cm. high. Sleeping dimensions 195 cm. Seat and back cushions attached to the bed mechanism during the opening which can change according to the version.

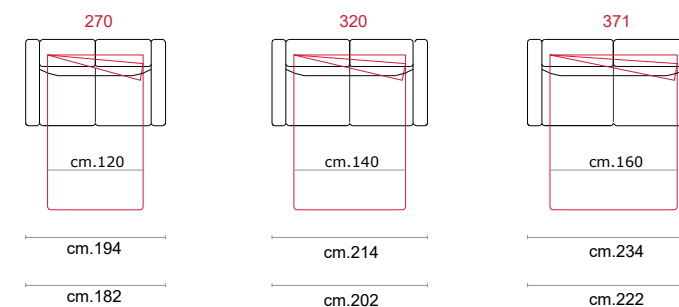


CASTELLO[®]
SOFA
Made in Italy

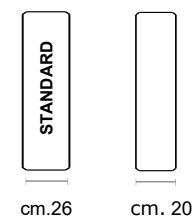
Bracciolo
Armrest



Bracciolo
Armrest



VARIANTE BRACCIOLO ARMREST VARIATIONS



altezza
16 cm

pag. 137-141
caratteristiche materassi
mattress features

CASTELLO[®]
SOFA
Made in Italy



120

DOLO

CASTELLO[®]
SOFA
Made in Italy



DOLO

121



COVERING



STANDARD FEATURES

OPTIONAL FEATURES...



Struttura: Telaio in legno con cinghiatura di sostegno ad elasticità differenziata, rivestito in poliuretano espanso indeformabile.

Imbottiture: Poliuretano indeformabile e ovattato faldato. Cuscini spalliera in fibra di poliestere a fiocchi trattato con silicone.

Rivestimento: in tessuto non sfoderabile.

Piede: in plastica altezza 4 cm sulle versioni fisse.

Caratteristiche letto: Meccanismo con apertura sincronizzata mediante ribaltamento della spalliera. Piano letto ortopedico con rete elettrosaldata e cinghie elastiche sulla seduta. Materasso in poliuretano altezza 15 cm, misura utile per dormire 195 cm. Larghezza variabile a seconda della versione. Durante il ribaltamento, cuscini di seduta agganciati alla rete letto

Optional: cod. 831 cuscino poggiatesta

Structure: Wooden frame fitted with an elasticised webbing suspension, covered with stress resistant undeformable polyurethane foam.

Paddings: polyurethane foam and padding. Back cushions in fibre fillings.

Covering: In fabric not removable.

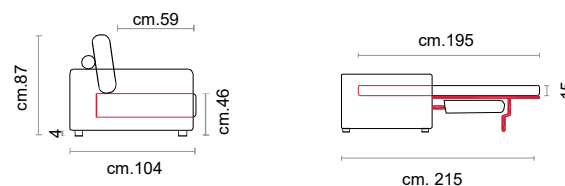
Feet: in plastic 4 cm. high on the fixed sofa versions.

Bed features: Mechanism featuring synchronized tipping back opening. Electro-welded mesh orthopaedic bed with elastic belts on the seat. Mattress in polyurethane 15 cm. high. The width changes according to the sofa version. Sleeping dimensions 195 cm. Seat cushions attached to the bed mechanism during the opening.

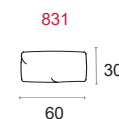
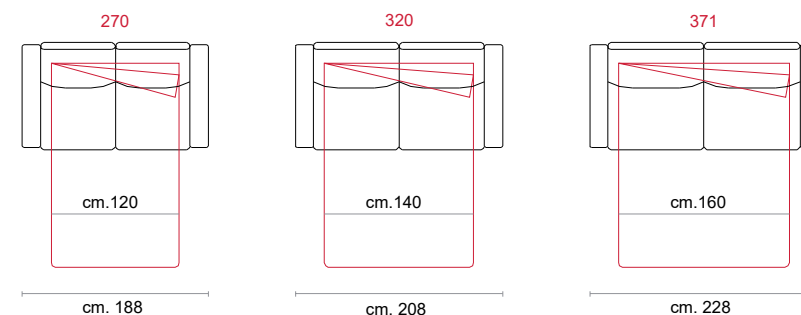
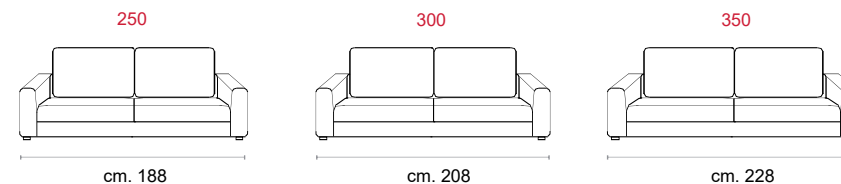
Optional: cod. 831 back cushion



pag. 137-141
caratteristiche materassi
mattress features



CASTELLO[®]
SOFA
Made in Italy



CASTELLO[®]
SOFA
Made in Italy



CASTELLO[®]
SOFA
Made in Italy



DAVOLI

125



RIVESTIMENTO / COVERING



**CARATTERISTICHE OPTIONAL
OPTIONAL FEATURES...**



Struttura: Telaio in legno con cinghiatura di sostegno ad elasticità differenziata, rivestito in poliuretano espanso indeformabile.

Imbottiture: Poliuretano indeformabile ovattato faldato.

Cuscino "cod.831-832-833" fibra di poliestere a fiocchi trattato con silicone.

Rivestimento: in tessuto, non sfoderabile.

Piede: in plastica altezza 4 cm solo per le versioni fisse

Caratteristiche letto: Meccanismo con apertura sincronizzata mediante ribaltamento della spalliera. Piano letto ortopedico con rete elettrosaldata e cinghie elastiche sulla seduta. Materasso in poliuretano altezza 12 cm, misura utile per dormire 195 cm. Durante il ribaltamento, cuscini di seduta e schienale agganciati alla rete letto.

Optional: Cuscini poggiatesta cod. 831-832-833

Structure: *Wooden frame fitted with an elasticised webbing suspension, covered with stress resistant undeformable polyurethane foam.*

Paddings: *Double density polyurethane foam and padding.*

Cushions "cod.831-832-833" in fibre fillings.

Covering: *In fabric, not removable.*

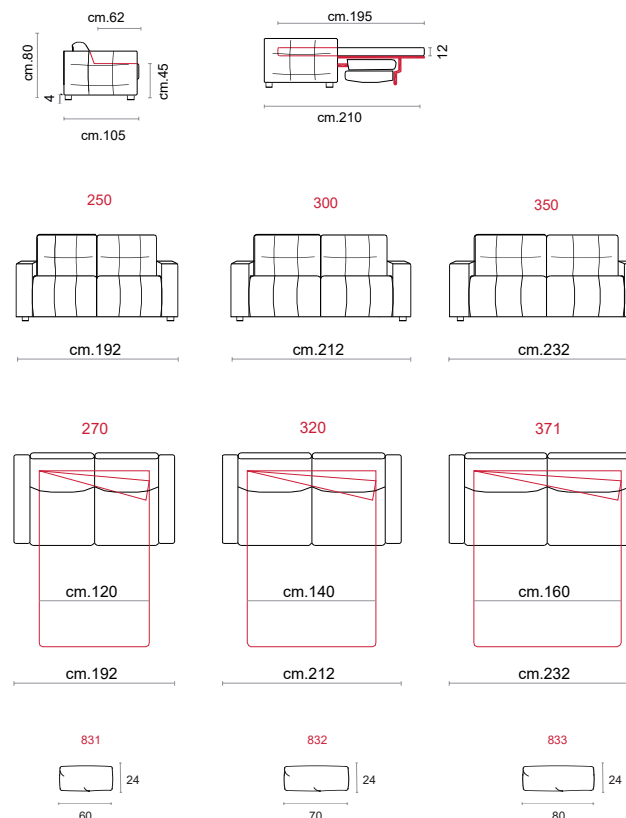
Feet: *in plastic 4 cm. high on the fixed sofa versions.*

Bed features: *echanism featuring synchronized tipping back opening. Electro-welded mesh orthopaedic bed with elastic bands on the seat. Mattress in polyurethane 12 cm. high. The width changes according to the sofa version. Sleeping dimensions 195 cm. Seat and back cushions attached to the bed mechanism during the opening.*

Optional: *Back cushion cod. 831-832-833*



pag. 137/141
caratteristiche materassi
mattress features



CASTELLO[®]
SOFA
Made in Italy



CASTELLO[®]
SOFA
Made in Italy



DELIA

129



130

DELIA

COVERING



STANDARD FEATURES

OPTIONAL FEATURES...



Struttura: Telaio in legno con cinghiatura di sostegno ad elasticità differenziata, rivestito in poliuretano espanso indeformabile.

Imbottiture: Poliuretano indeformabile e ovattato faldato.

Schienale in fibra di poliestere a fiocchi.

Rivestimento: in tessuto, non sfoderabile.

Piede: In plastica altezza 4 cm solo per le versioni fisse.

Caratteristiche letto: Meccanismo con apertura sincronizzata mediante ribaltamento della spalliera. Piano letto ortopedico con rete elettrosaldata e cinghie elastiche sulla seduta. Materasso in poliuretano altezza 12 cm, misura utile per dormire 195 cm. Larghezza variabile a seconda della versione. Durante il ribaltamento, cuscini di seduta e schienale agganciati alla rete letto.

Structure: Wooden frame fitted with an elasticised webbing suspension, covered with stress resistant undeformable polyurethane foam.

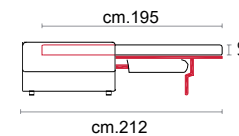
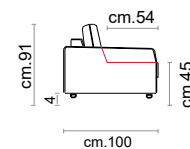
Paddings: polyurethane foam and padding. Back cushions in fibre fillings.

Covering: in fabric, not removable.

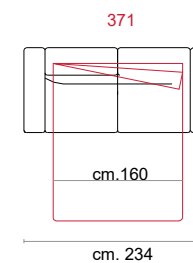
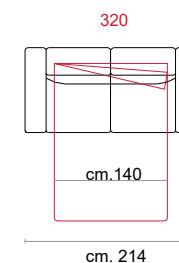
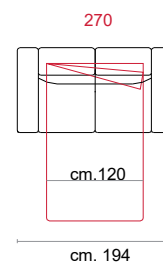
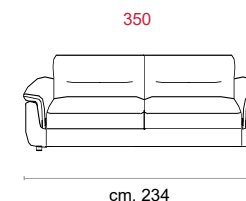
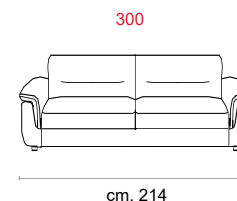
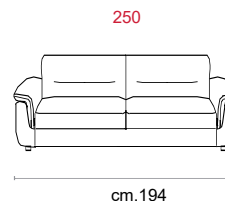
Feet: In plastic 4 cm. high only no bed version.

Bed features: Mechanism featuring synchronized tipping back opening.

Electro-welded mesh orthopaedic bed with elastic belts on the seat. Mattress in polyurethane 12 cm. high. Sleeping dimensions 195 cm. Seat and back cushions attached to the bed mechanism during the opening which can change according to the version.



CASTELLO[®]
SOFA
Made in Italy



pag. 137/141
caratteristiche materassi
mattress features

CASTELLO[®]
SOFA
Made in Italy



CASTELLO[®]
SOFA
Made in Italy





RIVESTIMENTO / COVERING



TESSUTO / FABRIC

CARATTERISTICHE OPTIONAL OPTIONAL FEATURES...



LETTO / BED

Struttura: Telaio in legno con cinghiatura di sostegno ad elasticità differenziata, rivestito in poliuretano espanso indeformabile.

Imbottiture: Poliuretano indeformabile ovattato faldato.

Cuscino "cod.831-832-833" fibra di poliestere a fiocchi trattato con silicone.

Rivestimento: in tessuto, non sfoderabile.

Piede: in plastica altezza 4 cm solo per le versioni fisse

Caratteristiche letto: Meccanismo con apertura sincronizzata mediante ribaltamento della spalliera. Piano letto ortopedico con rete elettrosaldata e cinghie elastiche sulla seduta. Materasso in poliuretano altezza 12 cm, misura utile per dormire 195 cm. Durante il ribaltamento, cuscini di seduta e schienale agganciati alla rete letto.

Optional: Cuscini poggiatesta cod. 831-832-833. Materasso altezza H16 (codice prodotto CS-536H)

Structure: Wooden frame fitted with an elasticised webbing suspension, covered with stress resistant undeformable polyurethane foam.

Paddings: Double density polyurethane foam and padding.

Cushions "cod.831-832-833" in fibre fillings.

Covering: In fabric, not removable.

Feet: in plastic 4 cm. high on the fixed sofa versions.

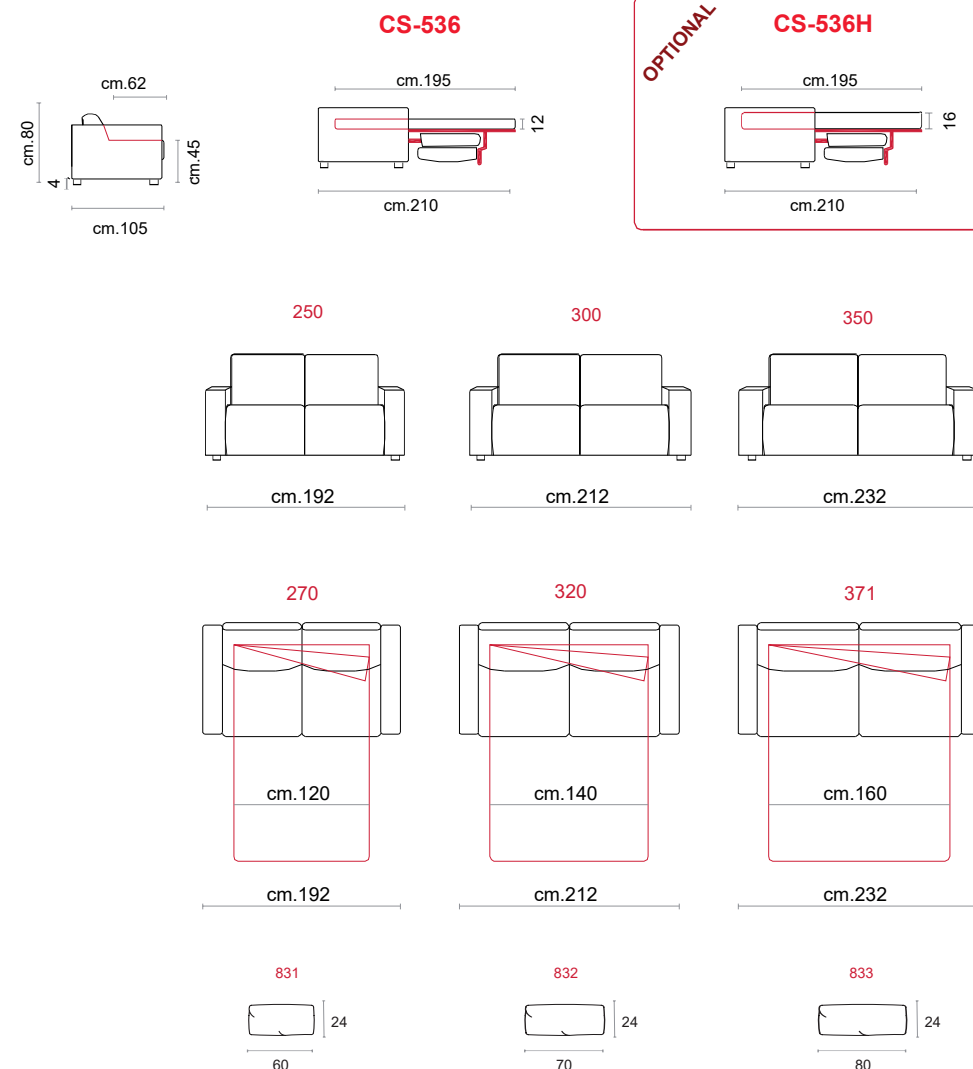
Bed features: echanism featuring synchronized tipping back opening. Electro-welded mesh orthopaedic bed with elastic belle on the seat. Mattress in polyurethane 12 cm. high. The width changes according to the sofa version. Sleeping dimensions 195 cm. Seat and back cushions attached to the bed mechanism during the opening.

Optional: Back cushion cod. 831-832-833. Mattress 16 cm high (product code CS-536H)




pag. 137/141
caratteristiche materassi
mattress features

CASTELLO[®]
SOFA
Made in Italy





Rete ortopedica con doghe



CASTELLO[®]
SOFA
Made in Italy

Caratteristiche materassi standard *Standard mattress features*


Materasso con lastra in poliuretano espanso densità 28 Kg/m³ elastico. Tessuto di rivestimento "Streach Losangato" gr.170 mq. Fascia laterale 3D traspirante blu che consente una perfetta aerazione del materasso. Bordino grigio, etichetta Made in Italy. Spessore del materasso H12.

Mattress with polyurethane foam density 28 Kg / m³ elastic. "Streach Losangato" covering fabric gr. 170 mq. 3d Breathable blue side band that allows perfect ventilation of the mattress. Gray piping, Made in Italy label. Mattress thickness H12.



Materasso con lastra in poliuretano espanso densità 28 Kg/m³ Biconfort elastico. Tessuto di rivestimento "Streach". Etichetta Made in Italy. Spessore del materasso H15.

Mattress with elastic polyurethane foam density 28 Kg / m³ Biconfort. "Streach" fabric covering. Made in Italy label. Mattress thickness H15.



Materasso con lastra in poliuretano espanso densità 26 Kg/m³ elastico. Tessuto di rivestimento "Streach Losangato" gr. 170 mq. Fascia laterale 3D traspirante blu che consente una perfetta aerazione del materasso. Bordino grigio, etichetta Made in Italy. Spessore del materasso H16.

Mattress with elastic polyurethane foam density 26 Kg / m³. "Streach Losangato" fabric covering gr. 170 sqm. 3D Breathable blue side band that allows a perfect ventilation of the mattress. Gray piping, Made in Italy label. Mattress thickness H16.



Materasso con lastra in poliuretano espanso densità 28 Kg/m³ elastico. Tessuto di rivestimento "Streach". Etichetta Made in Italy. Spessore del materasso H19.

Mattress with elastic polyurethane foam density 28 Kg / m³. "Streach" fabric covering. Made in Italy label. Mattress thickness H19.



Caratteristiche materassi optional *Optional mattress features*

Materasso con lastra in poliuretano espanso densità 28 Kg/m³ elastico. Tessuto di rivestimento "Streach Losangato" gr. 170 mq. Fascia laterale 3D traspirante blu che consente una perfetta aerazione del materasso. Bordino grigio, etichetta Made in Italy. **Spessore del materasso H12.**

FLEX

*Mattress with polyurethane foam density 28 Kg / m³ elastic. "Streach Losangato" covering fabric gr. 170 sqm. 3d Breathable blue side band that allows perfect ventilation of the mattress. Gray piping, Made in Italy label. **Mattress thickness H12.***



MATERASSO IN TESSUTO STRETCH
MATTRESS IN FABRIC STREACH

FLEX MEMO

Materasso con lastra in poliuretano espanso poro aperto densità 35 EP Kg/m³ che consente di accogliere perfettamente il corpo. Tessuto di rivestimento 100% poliestere gr. 500 mq, tipologia Silver losangato a quadri. Fascia laterale 3D traspirante blu che consente una perfetta aerazione del materasso. Bordino grigio, etichetta Made in Italy. **Spessore del materasso H12.** Questo materasso garantisce un elevato comfort ergonomico con un buon rapporto qualità prezzo.

*Mattress with open pore polyurethane foam density 35 EP Kg / m³ which allows to perfectly accommodate the body. 100% polyester lining fabric gr. 500 sqm, type Silver with diamond pattern. 3D Breathable blue side band that allows a perfect ventilation of the mattress. Gray piping, Made in Italy label. **Mattress thickness H12.** This mattress guarantees a high ergonomic comfort with good value for money.*



MATERASSO IN TESSUTO STRETCH
MATTRESS IN FABRIC STREACH

FLEX TOP AIR

Caratteristiche materassi optional *Optional mattress features*

Materasso con lastra in poliuretano espanso poro aperto densità 43 Kg/m³. Tessuto di rivestimento 100% poliestere Stretch gr. 360 mq. Fascia laterale in tessuto 3D traspirante che consente una perfetta aerazione del materasso. **Spessore del materasso H12.** Questo materasso è **adatto ad un utilizzo quotidiano** grazie alla elevata resilienza del suo poliuretano espanso che dà sostegno al corpo.

*Mattress with open pore polyurethane foam density 43 Kg / m³. 100% Stretch polyester lining fabric gr. 360 sqm. Side band in 3D breathable fabric that allows perfect ventilation of the mattress. **Mattress thickness H12.** This mattress **is suitable for daily use** thanks to the high resilience of its polyurethane foam which gives support to the body.*



MATERASSO IN TESSUTO STRETCH
MATTRESS IN FABRIC STREACH

FLEX TOPPER

Materasso con lastra in poliuretano espanso densità 28 Kg/m³ elastico. TOPPER gr. 250 mq lavabile. Tessuto di rivestimento "Stretch Losangato" gr.170 mq. **Spessore del materasso H12.**

*Mattress with elastic polyurethane foam sheet, density 28 Kg/m³. TOPPER gr. 250 mq washable. "Stretch Losangato" covering fabric, 170 g mq. **Mattress thickness H12.***



MATERASSO IN TESSUTO STRETCH
MATTRESS IN FABRIC STREACH

MATERASSI H 12cm

Caratteristiche materassi optional *Optional mattress features*

COMFORT MAXI

Materasso con lastra in poliuretano espanso densità 26 Kg/m³ elastico. Tessuto di rivestimento "Streach Losangato" gr. 170 mq. Fascia laterale 3D traspirante blu che consente una perfetta aerazione del materasso. Bordino grigio, etichetta Made in Italy. **Spessore del materasso H16.**

*Mattress with elastic polyurethane foam density 26 Kg / m³. "Streach Losangato" fabric covering gr. 170 sqm. 3D Breathable blue side band that allows a perfect ventilation of the mattress. Gray piping, Made in Italy label. **Mattress thickness H16.***



MATERASSO IN TESSUTO STRETCH
MATTRESS IN FABRIC STREACH

COMFORT MAXI DOUBLE

Materasso a doppia densità con lastra in poliuretano espanso poro aperto densità 26 Kg/m³ e memory. Tessuto di rivestimento "Dry Sleep" gr. 190 mq. **Spessore del materasso H16.** Questo materasso è **adatto ad un utilizzo quotidiano** grazie alla elevata resilienza del suo poliuretano espanso che dà sostegno al corpo.

*Double density mattress with open pore polyurethane foam sheet density 26 Kg/m³ and memory. "Dry Sleep" lining fabric gr. 190 mq. **Mattress thickness H16.** This mattress is **suitable for daily use** thanks to the high resilience of its polyurethane foam which gives support to the body.*



MATERASSO IN TESSUTO STRETCH
MATTRESS IN FABRIC STREACH

Caratteristiche materassi optional
Optional mattress features

COMFORT
MAXI
MEMO

Materasso con lastra in poliuretano espanso poro aperto densità 26 Kg/m³. Tessuto di rivestimento 100% poliestere gr. 500 mq, tipologia Streach bianco piazzato a quadri. Fascia laterale 3D traspirante blu che consente una perfetta aerazione del materasso. Bordino grigio, etichetta Made in Italy. **Spessore del materasso H16.**

*Mattress with open pore polyurethane foam with density of 26 Kg / m³. 100% polyester lining fabric gr. 500 sqm, white Streach type placed in squares. 3D Breathable blue side band that allows a perfect ventilation of the mattress. Gray piping, Made in Italy label. **Mattress thickness H16.***



MATERASSO IN TESSUTO STREACH
MATTRESS IN FABRIC STREACH

COMFORT
MAXI
TOP AIR

Materasso con lastra in poliuretano espanso poro aperto densità 43 Kg/m³. Tessuto di rivestimento 100% poliestere Streach gr. 360 mq. Fascia laterale in tessuto 3D che consente una perfetta aerazione del materasso. **Spessore del materasso H16.** Questo materasso è **adatto ad un utilizzo quotidiano** grazie alla elevata resilienza del suo poliuretano espanso che dà sostegno al corpo.

*Mattress with open pore polyurethane foam density 43 Kg / m³. 100% Streach polyester lining fabric gr. 360 sqm. Side band in 3D fabric that allows perfect ventilation of the mattress. **Mattress thickness H16.** This mattress **is suitable for daily use** thanks to the high resilience of its polyurethane foam which gives support to the body.*



MATERASSO IN TESSUTO STREACH
MATTRESS IN FABRIC STREACH

MATERASSI H 16cm

CASTELLO[®]
SOFA
Made in Italy

CASTELLO[®]
SOFA
Made in Italy

AGG. 30 MAGGIO 2024