

**CASTELLO**  
SOFA  
*Made in Italy*

LIGURE

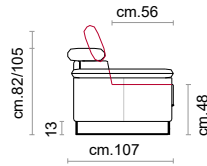


Versioni Fisse / Fixed Versions

modulo 71

modulo 81

modulo 91



# LIGURE

CS-541 Product Code

**Struttura:** Telaio in legno con cinghiatura di sostegno ad elasticità differenziata, rivestito in poliuretano espanso indeformabile.

**Imbottiture:** Poliuretano indeformabile a doppia densità e ovattato faldato.

**Rivestimento:** In pelle o in tessuto, non sfoderabile.

**Piede:** In metallo altezza 13 cm colore Titanium Dark.

**Caratteristiche:** Poggiatesta con movimento su tutte le sedute con spalliera

**Structure:** Wooden frame fitted with an elasticised webbing suspension, covered with stress resistant undeformable polyurethane foam.

**Paddings:** Double density polyurethane foam and padding.

**Covering:** In leather or fabric, not removable.

**Feet:** In metal 13 cm high Titanium Dark color.

**Features:** Headrest with adjustable movement on all versions with back.

## COVERING



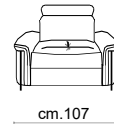
## STANDARD FEATURES



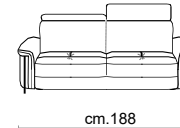
## OPTIONAL FEATURES...



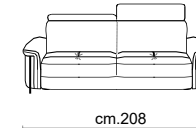
100



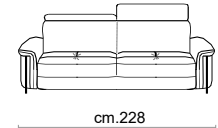
250



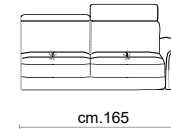
300



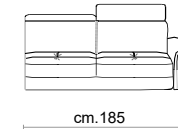
350



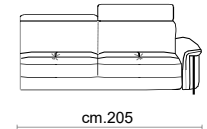
251/252



301/302



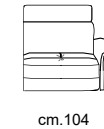
351/352



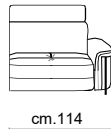
101/102



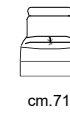
151/152



191/192



103



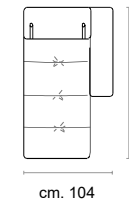
155



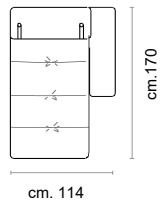
193



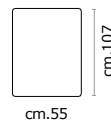
906/907



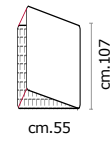
935/936



502



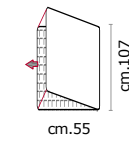
508



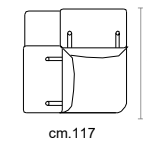
510/511



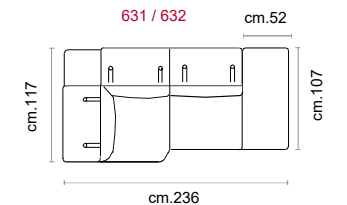
516/517



601



631 / 632





## Versioni Letto a ribalta / Folding BED Versions

modulo 71

modulo 81

modulo 91

# LIGURE

CS-541 Product Code

**Struttura:** Telaio in legno con cinghiatura di sostegno ad elasticità differenziata, rivestito in poliuretano espanso indeformabile.

**Imbottiture:** Poliuretano indeformabile a doppia densità e ovattato faldato.

**Rivestimento:** In pelle o in tessuto, non sfoderabile.

**Piede:** In metallo altezza 13 cm colore Titanium Dark.

### Caratteristiche letto

**Letto a Ribalta:** Meccanismo con apertura sincronizzata mediante ribaltamento della spalliera. Piano letto ortopedico con rete elettrosaldata e cinghie elastiche sulla seduta. Materasso in poliuretano altezza 13-14 cm, misura utile per dormire 195 cm. Larghezza variabile a seconda della versione. Durante il ribaltamento, cuscini di seduta e schienale agganciati alla rete letto.

**Letto Estraibile:** piano letto estraibile con semplice movimento grazie ad un meccanismo a carrello. ↷

**Caratteristiche:** Poggiatesta con movimento su tutte le sedute con spalliera

**Structure:** Wooden frame fitted with an elasticised webbing suspension, covered with stress resistant undeformable polyurethane foam.

**Paddings:** Double density polyurethane foam and padding.

**Covering:** In leather or fabric, not removable.

**Feet:** In metal 13 cm high Titanium Dark color.

### Bed features:

**Folding bed version:** Mechanism featuring synchronized tipping back opening. Electro-welded mesh orthopaedic bed with elastic belle on the seat. Mattress in polyurethane 13-14 cm. high. Sleeping dimensions 195 cm. Seat and back cushions attached to the bed mechanism during the opening. which can change according to the version.

**SLIDING BED version:** sliding bed base with a simple movement thanks to a trolley mechanism. ↷

**Features:** Headrest with adjustable movement on all versions with back.

### COVERING



LEATHER



FABRIC

### STANDARD FEATURES



RECLINING HEADREST  
ON ALL SEATS

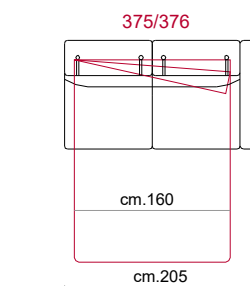
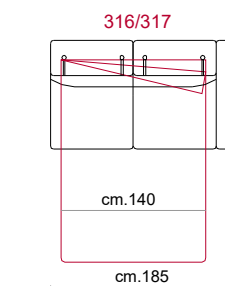
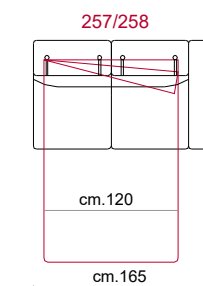
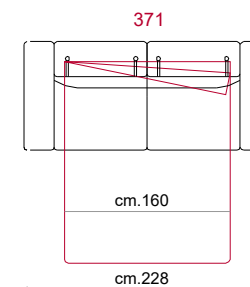
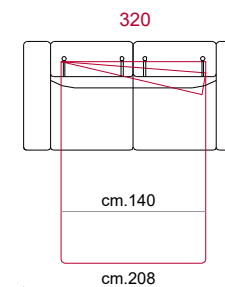
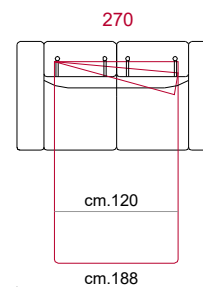
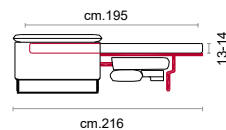
### OPTIONAL FEATURES...



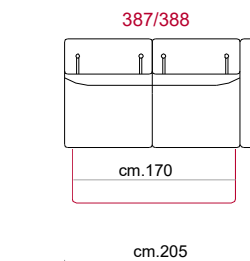
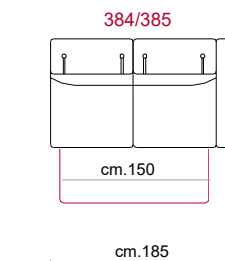
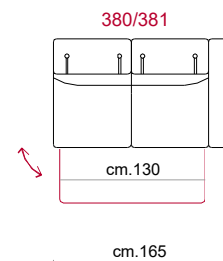
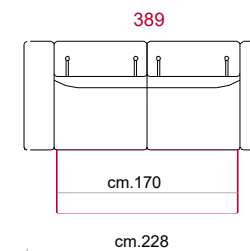
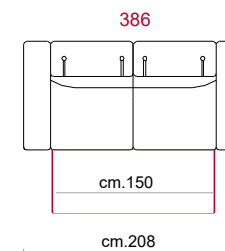
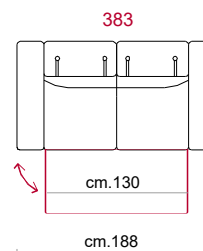
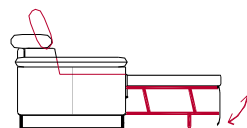
BED VERSION



ELECTRIC  
RECLINER



## Versioni Letto Estraibile / SLIDING BED Versions





# LIGURE

CS-541 Product Code

**Struttura:** Telaio in legno con cinghiatura di sostegno ad elasticità differenziata, rivestito in poliuretano espanso indeformabile.

**Imbottiture:** Poliuretano indeformabile a doppia densità e ovattato faldato.

**Rivestimento:** In pelle o in tessuto, non sfoderabile. **Piede:**

In metallo altezza 13 cm colore Titanium Dark. **Caratteristiche:**

Poggiatesta con movimento su tutte le sedute con spalliera

**Optional:** Kit batteria ricaricabile

**Structure:** Wooden frame fitted with an elasticised webbing suspension, covered with stress resistant undeformable polyurethane foam.

**Paddings:** Double density polyurethane foam and padding.

**Covering:** In leather or fabric, not removable.

**Feet:** In metal 13 cm high Titanium Dark color.

**Features:** Headrest with adjustable movement on all versions with back.

**Optional:** Rechargeable battery kit.

## COVERING



LEATHER



FABRIC

## STANDARD FEATURES



RECLINING HEADREST  
ON ALL SEATS

## OPTIONAL FEATURES...



BED VERSION



ELECTRIC  
RECLINER

KIT BATTERIA RICARICABILE  
RECHARGEABLE BATTERY KIT

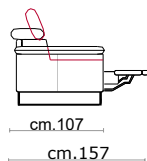


## Versioni Recliner / Electric Recliner Versions

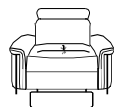
modulo 71

modulo 81

modulo 91

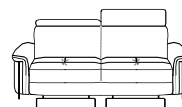


106



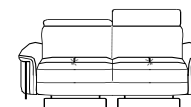
cm.107

467



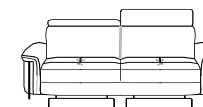
cm.188

477



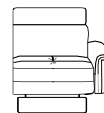
cm.208

522



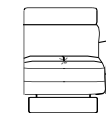
cm.228

135



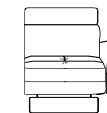
cm.94

159



cm.104

194



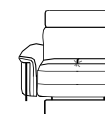
cm.114

136



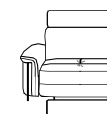
cm.94

160



cm.104

195



cm.114

138



cm.71

183



cm.81

196



cm.91

**CASTELLO**  
SOFA  
Made in Italy