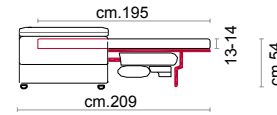
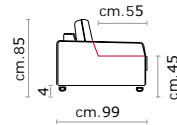


**CASTELLO**  
SOFA  
*Made in Italy*

**NOTO**





# NOTO

CS-341 Product Code

**Struttura:** Telaio in legno con cinghiatura di sostegno ad elasticità differenziata, rivestito in poliuretano espanso indeformabile.

**Imbottiture:** Poliuretano indeformabile a doppia densità e ovattato faldato. Schienale in fibra di poliestere a fiocchi.

**Rivestimento:** In pelle o in tessuto, non sfoderabile.

**Piede:** In plastica altezza 4 cm.

**Caratteristiche letto:** Meccanismo con apertura sincronizzata mediante ribaltamento della spalliera. Piano letto ortopedico con rete elettrosaldata e cinghie elastiche sulla seduta. Materasso in poliuretano altezza 13-14 cm, misura utile per dormire 195 cm. Durante il ribaltamento, cuscini di seduta e schienale agganciati alla rete letto.

**Structure:** Wooden frame fitted with an elasticised webbing suspension, covered with stress resistant undeformable polyurethane foam.

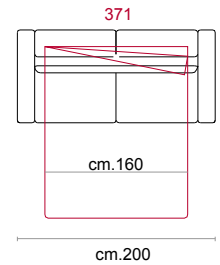
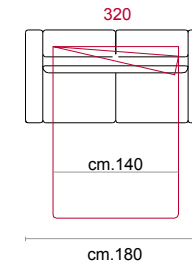
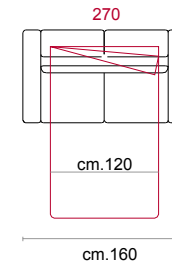
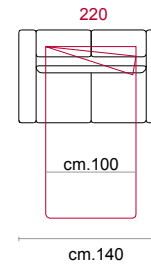
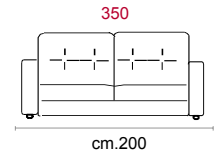
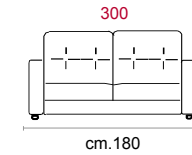
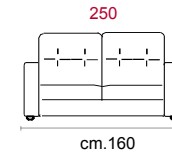
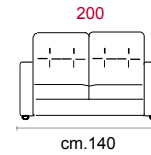
**Paddings:** Double density polyurethane foam and padding.

**Back cushions:** in fibre fillings.

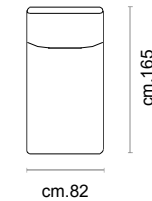
**Covering:** In leather or fabric, not removable.

**Feet:** In plastic 4 cm high.

**Bed features:** Mechanism featuring synchronized tipping back opening. Electro-welded mesh orthopaedic bed with elastic belts on the seat. Mattress in polyurethane 13-14 cm. high. Sleeping dimensions 195 cm. Seat and back cushions attached to the bed mechanism during the opening.



905  
Réversible maxi  
(Dx e Sx - Rhf/Lhf)



## COVERING



## STANDARD FEATURES

## OPTIONAL FEATURES...



**CASTELLO**  
SOFA  
*Made in Italy*