

CASTELLO
SOFA
Made in Italy

PERSEO



PERSEO 662



PERSEO 62K



PERSEO 62K



PERSEO

CS-662 Product Code

Struttura: Telaio in legno con cinghiatura di sostegno ad elasticità differenziata, rivestito in poliuretano espanso indeformabile.

Imbottiture: Poliuretano indeformabile a doppia densità e ovattato faldato.

Rivestimento: In pelle, o in tessuto non sfoderabile.

Piede In metallo altezza 13 cm.

Structure: Wooden frame fitted with an elasticised webbing suspension, covered with stress resistant undeformable polyurethane foam.

Paddings: Double density polyurethane foam and padding.

Covering: In leather or fabric, not removable.

Feet: In metal 13 cm high.

COVERING



LEATHER



FABRIC

STANDARD FEATURES



RECLINING HEADREST ON ALL SEATS

OPTIONAL FEATURES...



ELECTRIC RECLINER



BED VERSION

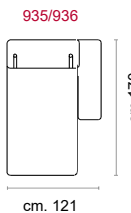
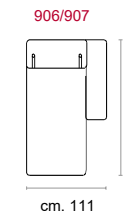
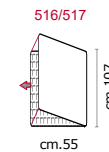
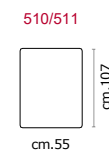
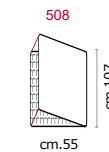
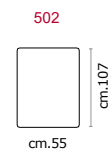
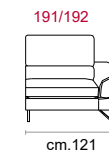
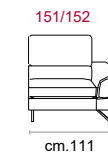
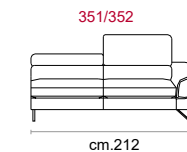
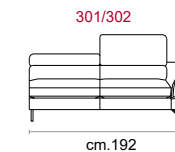
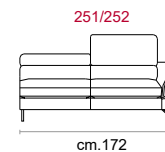
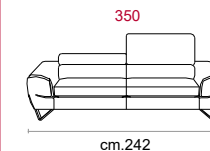
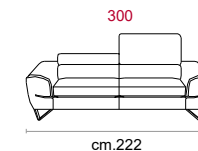
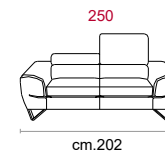
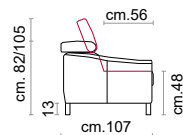
CASTELLO
SOFA
Made in Italy

Versione fissa / Fixed version

modulo 71

modulo 81

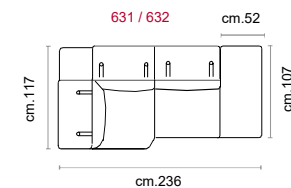
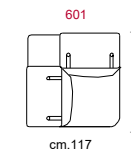
modulo 91

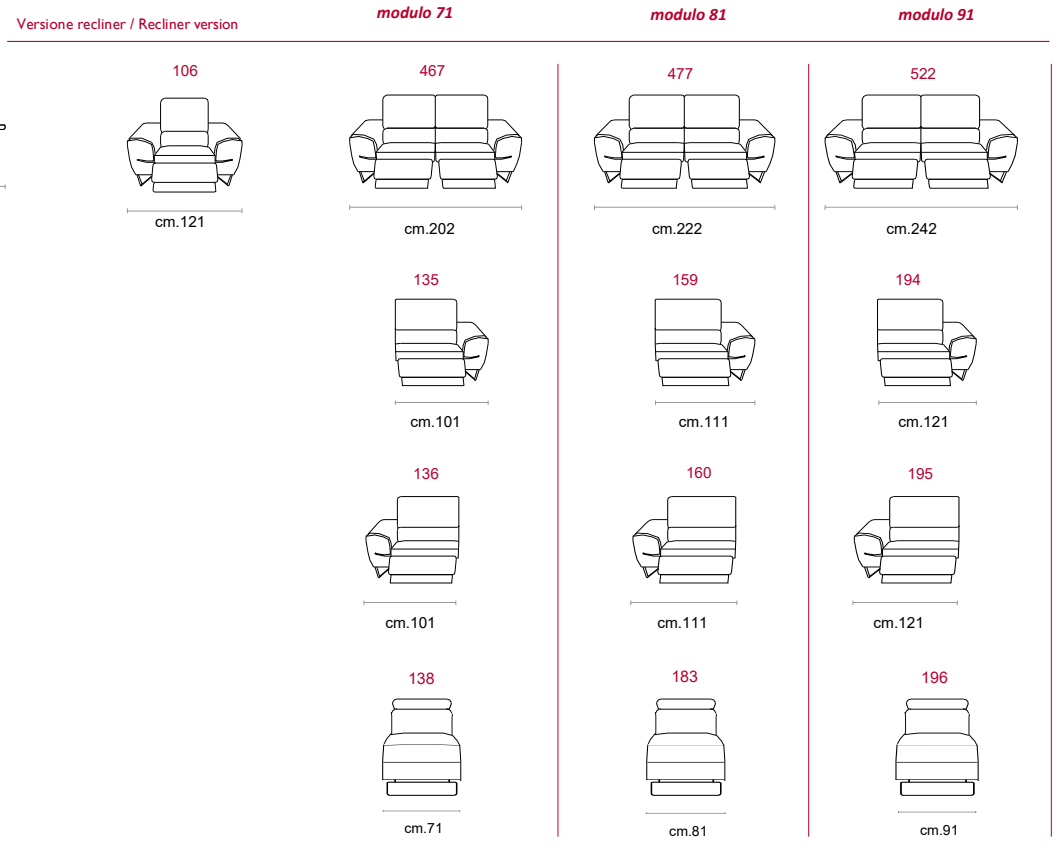
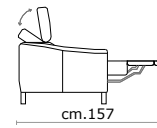


PERSEO 62K



PERSEO 662





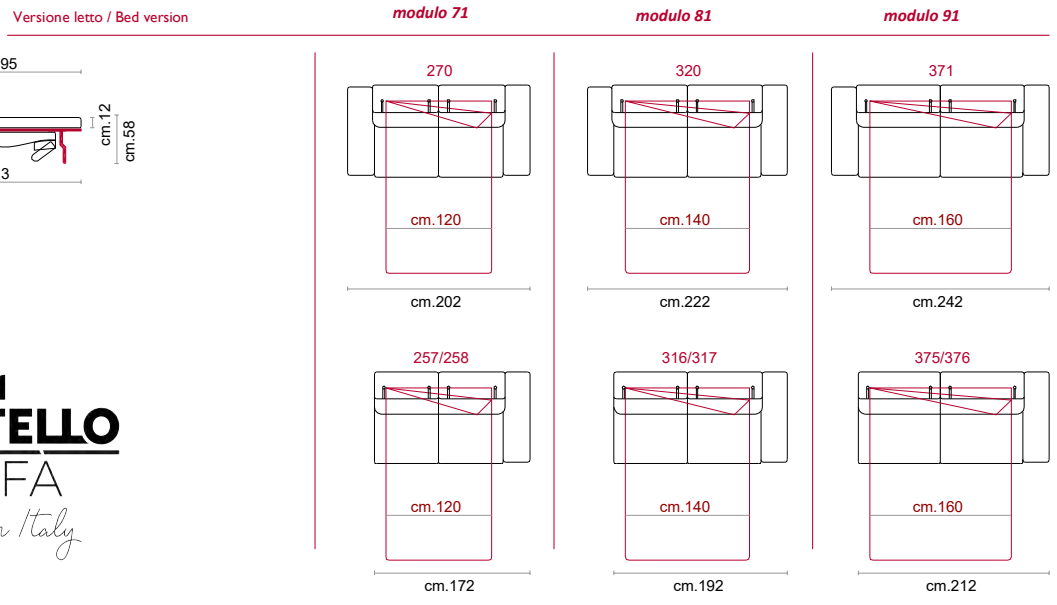
PERSEO

CS-662 Product Code

Struttura: Telaio in legno con cinghiatura di sostegno ad elasticità differenziata, rivestito in poliuretano espanso indeformabile.
Imbottiture: Poliuretano indeformabile a doppia densità e ovattato faldato.
Rivestimento: In pelle, o in tessuto non sfoderabile.
Piede In metallo altezza 13 cm.
Caratteristiche letto: Meccanismo con apertura sincronizzata mediante ribaltamento della spalliera. Piano letto ortopedico con rete elettrosaldata e cinghie elastiche sulla seduta. Materasso in poliuretano altezza 12 cm, misura utile per dormire 195 cm. Larghezza variabile a seconda della versione. Durante il ribaltamento, cuscini di seduta e schienale agganciati alla rete letto.

Structure: Wooden frame fitted with an elasticised webbing suspension, covered with stress resistant undeformable polyurethane foam.
Paddings: Double density polyurethane foam and padding.
Covering: In leather or fabric, not removable.
Feet: In metal 13 cm high.

Bed features: Mechanism featuring synchronized tipping back opening. Electro-welded mesh orthopaedic bed with elastic balle on the seat.
Mattress in polyurethane 12 cm. high. Sleeping dimensions 195 cm. Seat and back cushions attached to the bed mechanism during the opening which can change according to the version.



COVERING



STANDARD FEATURES



OPTIONAL FEATURES...



CASTELLO
 SOFA
Made in Italy